



Economic Impact

OF THE PENNSYLVANIA WINE AND GRAPE INDUSTRIES

Prepared for the Pennsylvania Winery Association
by John Dunham & Associates

This study was made possible with a grant from
the PA Wine Marketing & Research Board



**THIS PROVIDES A SUMMARY OF THE FULL STUDY.
TO REQUEST THE FULL STUDY, PLEASE CONTACT THE
PA WINERY ASSOCIATION AT PWA@PENNSYLVANIAWINE.COM**



The Pennsylvania Winery Association is a non-profit trade association representing more than 135 member wineries and an advocate on behalf of the state's growing wine industry. To learn more about Pennsylvania wine or to plan a trip, go to PENNSYLVANIAWINE.COM



TABLE OF CONTENTS

Economic Impact Summary	01
The Commonwealth of Pennsylvania	02
Adams County	03
Allegheny County	04
Armstrong County	05
Beaver County	06
Bedford County	07
Berks County	08
Blair County	09
Bradford County	10
Bucks County	11
Butler County	12
Cambria County	13
Cameron County	14
Carbon County	15
Centre County	16
Chester County	17
Clarion County	18
Clearfield County	19
Clinton County	20
Columbia County	21
Crawford County	22
Cumberland County	23
Dauphin County	24
Delaware County	25
Elk County	26
Erie County	27
Fayette County	28
Forest County	29
Franklin County	30
Fulton County	31
Greene County	32
Huntingdon County	33
Indiana County	34
Jefferson County	35

TABLE OF CONTENTS

Juniata County	36
Lackawanna County	37
Lancaster County	38
Lawrence County	39
Lebanon County	40
Lehigh County	41
Luzerne County	42
Lycoming County	43
Mckean County	44
Mercer County	45
Mifflin County	46
Monroe County	47
Montgomery County	48
Montour County	49
Northampton County	50
Northumberland County	51
Perry County	52
Philadelphia County	53
Pike County	54
Potter County	55
Schuylkill County	56
Snyder County	57
Somerset County	58
Sullivan County	59
Susquehanna County	60
Tioga County	61
Union County	62
Venango County	63
Warren County	64
Washington County	65
Wayne County	66
Westmoreland County	67
Wyoming County	68
York County	69

- WELCOME TO -
Pennsylvania Wine Land

Three hundred years ago, William Penn planted a vineyard.
From that vineyard, grew an industry - with more than 300 licensed wineries producing more than two million gallons of wine each year (that's more than 10 million bottles).

TOTAL ECONOMIC IMPACT

\$1,423,950,178

TOTAL TAX IMPACT

\$169,802,362

THE INDUSTRY DIRECTLY CREATES

9,677 **\$391.6M**
JOBS **IN WAGES**

MORE THAN

2 MILLION
VISITORS

TO PA WINERIES
ANNUALLY
GENERATE

\$476.5M
IN TOURISM
REVENUE

PENNSYLVANIA IS

5TH
IN WINE
PRODUCTION
IN THE U.S.

SOURCE: Accompanying 2018 Economic Impact Study of the Pennsylvania Wine & Grape Industries prepared for the Pennsylvania Winery Association by John Dunham & Associates

ECONOMIC IMPACT

OF THE WINE & GRAPE INDUSTRY

THE COMMONWEALTH OF PENNSYLVANIA

TOTAL ECONOMIC IMPACT

9,677
JOBS

\$391,621,747
WAGES

\$1,423,950,178
OUTPUT

DIRECT ECONOMIC IMPACT

	JOBS	WAGES	OUTPUT
MANUFACTURING	1,499	31,701,688	418,264,930
WINE GRAPE VINEYARDS	198	3,227,926	7,823,560
JUICE GRAPE VINEYARDS	441	7,205,732	17,464,613
WHOLESALE	2	190,015	529,780
RETAIL	130	3,648,237	3,664,996
RESEARCH & EDUCATION	14	1,437,993	3,664,996
TOURISM	3,456	110,329,656	320,228,570
SUB-TOTAL	5,740	157,741,247	776,985,378

SUPPLIER ECONOMIC IMPACT

2,048 **140,532,500** **375,172,700**

INDUCED ECONOMIC IMPACT

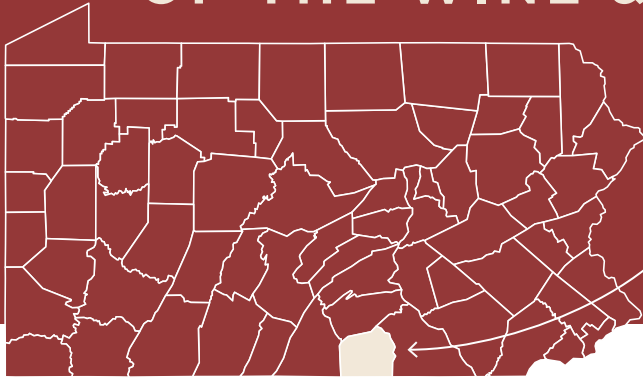
1,889 **93,348,000** **271,792,100**

TAX IMPACT

	CONSUMPTION	BUSINESS	TOTAL
FEDERAL	860,364	87,148,400	88,008,764
STATE	13,172,298	68,621,300	81,793,598
SUB-TOTAL	14,032,662	155,769,700	169,802,362

ECONOMIC IMPACT

OF THE WINE & GRAPE INDUSTRY



ADAMS COUNTY, PA

TOTAL ECONOMIC IMPACT

165
JOBS

\$4,524,800
WAGES

\$22,200,700
OUTPUT

DIRECT ECONOMIC IMPACT

MANUFACTURING

43

909,400

11,998,300

WINE GRAPE VINEYARDS

3

52,900

128,100

JUICE GRAPE VINEYARDS

1

13,400

32,500

WHOLESALE

0

0

0

RETAIL

1

24,700

57,400

RESEARCH & EDUCATION

0

0

0

TOURISM

47

1,488,100

4,319,100

SUB-TOTAL

95

2,488,500

16,535,400

SUPPLIER ECONOMIC IMPACT

60

1,528,200

4,209,200

INDUCED ECONOMIC IMPACT

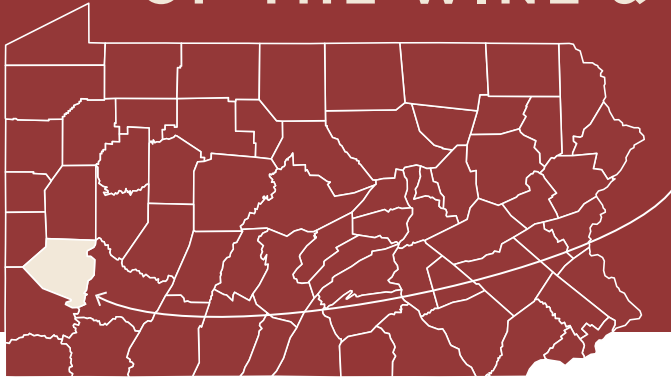
10

508,100

1,456,100

ECONOMIC IMPACT

OF THE WINE & GRAPE INDUSTRY



ALLEGHENY COUNTY, PA

TOTAL ECONOMIC IMPACT

708
JOBS

\$40,566,700
WAGES

\$130,164,600
OUTPUT

DIRECT ECONOMIC IMPACT

MANUFACTURING

93

1,966,800

25,949,700

WINE GRAPE VINEYARDS

0

5,800

13,900

JUICE GRAPE VINEYARDS

0

0

0

WHOLESALE

0

26,600

74,100

RETAIL

18

509,000

1,258,800

RESEARCH & EDUCATION

0

0

0

TOURISM

50

1,603,300

4,653,500

SUB-TOTAL

161

4,111,500

31,950,000

SUPPLIER ECONOMIC IMPACT

293

23,031,000

58,581,500

INDUCED ECONOMIC IMPACT

254

13,424,200

39,633,100

ECONOMIC IMPACT

OF THE WINE & GRAPE INDUSTRY



ARMSTRONG COUNTY, PA

TOTAL ECONOMIC IMPACT

81

JOBS

\$2,886,300

WAGES

\$9,125,000

OUTPUT

DIRECT ECONOMIC IMPACT

MANUFACTURING

3

63,400

837,100

WINE GRAPE VINEYARDS

0

0

0

JUICE GRAPE VINEYARDS

0

0

0

WHOLESALE

0

0

0

RETAIL

1

13,500

30,800

RESEARCH & EDUCATION

0

0

0

TOURISM

67

2,150,500

6,241,800

SUB-TOTAL

71

2,227,400

7,109,700

SUPPLIER ECONOMIC IMPACT

5

393,800

1,235,700

INDUCED ECONOMIC IMPACT

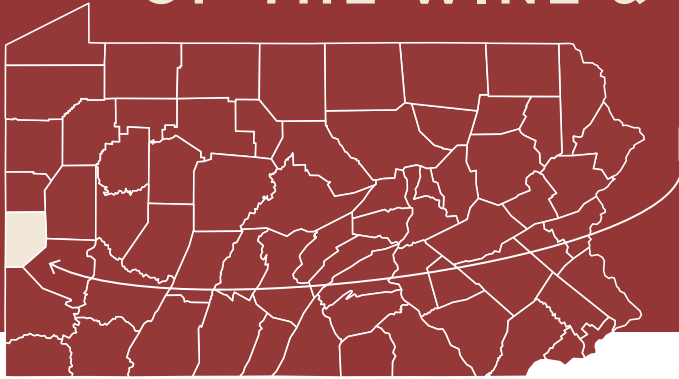
5

265,100

779,600

ECONOMIC IMPACT

OF THE WINE & GRAPE INDUSTRY



BEAVER COUNTY, PA

TOTAL ECONOMIC IMPACT

93

JOBS

\$3,466,000

WAGES

\$13,784,500

OUTPUT

DIRECT ECONOMIC IMPACT

MANUFACTURING

12

253,800

3,348,400

WINE GRAPE VINEYARDS

1

9,600

23,200

JUICE GRAPE VINEYARDS

0

0

0

WHOLESALE

0

1,100

3,100

RETAIL

2

43,100

98,400

RESEARCH & EDUCATION

0

0

0

TOURISM

43

1,363,300

3,956,900

SUB-TOTAL

58

1,670,900

7,430,000

SUPPLIER ECONOMIC IMPACT

17

970,900

4,163,400

INDUCED ECONOMIC IMPACT

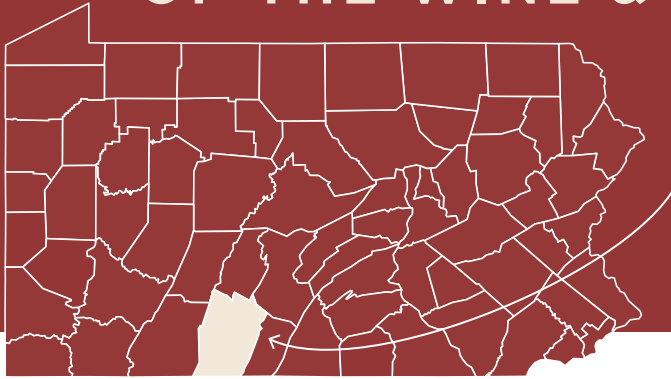
18

824,200

2,191,100

ECONOMIC IMPACT

OF THE WINE & GRAPE INDUSTRY



BEDFORD COUNTY, PA

TOTAL ECONOMIC IMPACT

60
JOBS

\$2,036,600
WAGES

\$6,785,900
OUTPUT

DIRECT ECONOMIC IMPACT

MANUFACTURING

5

105,700

1,395,100

WINE GRAPE VINEYARDS

1

15,300

37,200

JUICE GRAPE VINEYARDS

0

0

0

WHOLESALE

0

0

0

RETAIL

1

12,900

29,600

RESEARCH & EDUCATION

0

0

0

TOURISM

29

940,900

2,730,800

SUB-TOTAL

36

1,074,800

4,192,700

SUPPLIER ECONOMIC IMPACT

19

691,700

1,814,400

INDUCED ECONOMIC IMPACT

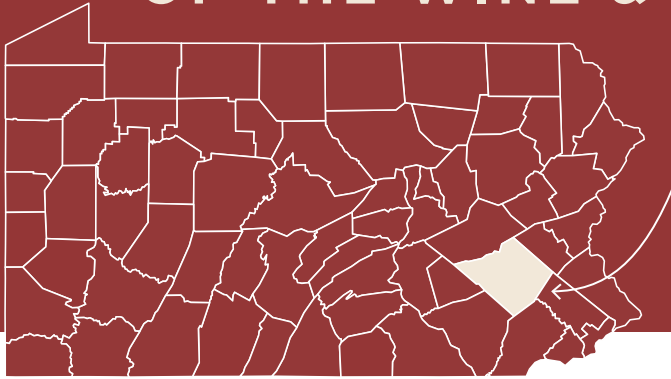
5

270,100

778,800

ECONOMIC IMPACT

OF THE WINE & GRAPE INDUSTRY



BERKS COUNTY, PA

TOTAL ECONOMIC IMPACT

289
JOBS

\$11,030,300
WAGES

\$42,338,900
OUTPUT

DIRECT ECONOMIC IMPACT

MANUFACTURING

54

1,142,000

15,067,600

WINE GRAPE VINEYARDS

5

77,000

186,500

JUICE GRAPE VINEYARDS

0

0

0

WHOLESALE

0

0

0

RETAIL

4

97,500

238,200

RESEARCH & EDUCATION

0

0

0

TOURISM

117

3,744,200

10,867,500

SUB-TOTAL

180

5,060,700

26,359,800

SUPPLIER ECONOMIC IMPACT

58

3,511,100

9,274,000

INDUCED ECONOMIC IMPACT

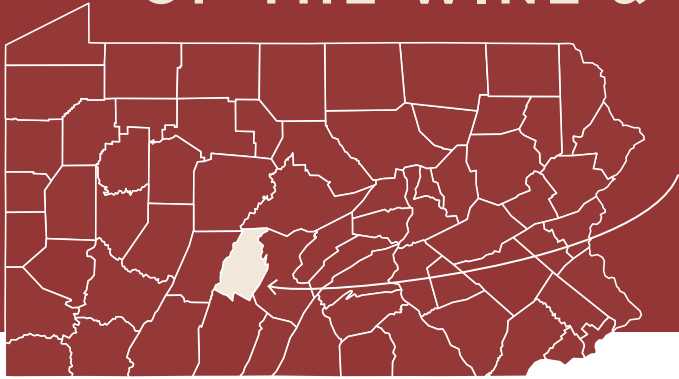
51

2,458,500

6,705,100

ECONOMIC IMPACT

OF THE WINE & GRAPE INDUSTRY



BLAIR COUNTY, PA

TOTAL ECONOMIC IMPACT

71

JOBS

\$3,429,100

WAGES

\$11,257,100

OUTPUT

DIRECT ECONOMIC IMPACT

MANUFACTURING

3

63,400

837,100

WINE GRAPE VINEYARDS

0

4,100

10,000

JUICE GRAPE VINEYARDS

0

0

0

WHOLESALE

0

0

0

RETAIL

1

39,200

88,600

RESEARCH & EDUCATION

0

0

0

TOURISM

29

912,100

2,647,200

SUB-TOTAL

33

1,018,800

3,582,900

SUPPLIER ECONOMIC IMPACT

20

1,417,700

5,008,100

INDUCED ECONOMIC IMPACT

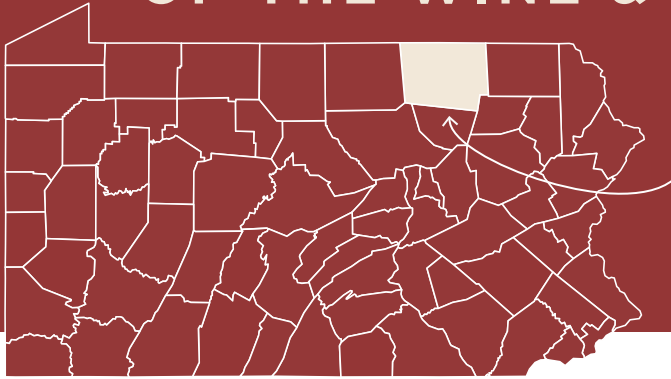
18

992,600

2,666,100

ECONOMIC IMPACT

OF THE WINE & GRAPE INDUSTRY



BRADFORD COUNTY, PA

TOTAL ECONOMIC IMPACT

66

JOBS

\$2,349,700

WAGES

\$11,360,000

OUTPUT

DIRECT ECONOMIC IMPACT

MANUFACTURING

24

507,600

6,696,700

WINE GRAPE VINEYARDS

3

47,900

116,200

JUICE GRAPE VINEYARDS

0

0

0

WHOLESALE

0

0

0

RETAIL

0

9,300

22,300

RESEARCH & EDUCATION

0

0

0

TOURISM

23

729,600

2,117,800

SUB-TOTAL

50

1,294,400

8,953,000

SUPPLIER ECONOMIC IMPACT

11

723,900

1,585,100

INDUCED ECONOMIC IMPACT

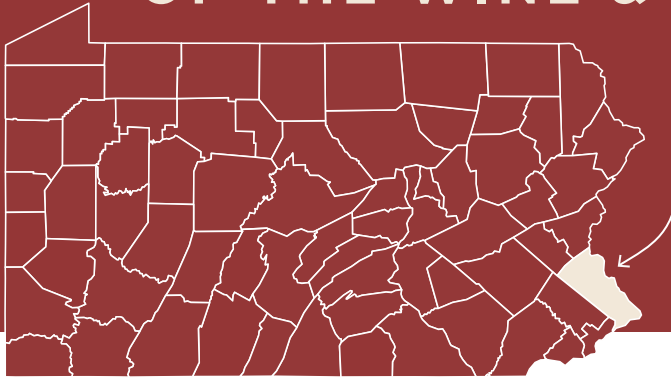
5

331,400

821,900

ECONOMIC IMPACT

OF THE WINE & GRAPE INDUSTRY



BUCKS COUNTY, PA

TOTAL ECONOMIC IMPACT

349
JOBS

\$14,048,200
WAGES

\$57,151,900
OUTPUT

DIRECT ECONOMIC IMPACT

MANUFACTURING

74

1,565,000

20,648,200

WINE GRAPE VINEYARDS

14

229,500

556,200

JUICE GRAPE VINEYARDS

0

0

0

WHOLESALE

0

5,600

15,300

RETAIL

7

198,400

513,900

RESEARCH & EDUCATION

0

0

0

TOURISM

72

2,313,700

6,715,500

SUB-TOTAL

167

4,312,100

28,449,100

SUPPLIER ECONOMIC IMPACT

93

5,716,500

16,721,100

INDUCED ECONOMIC IMPACT

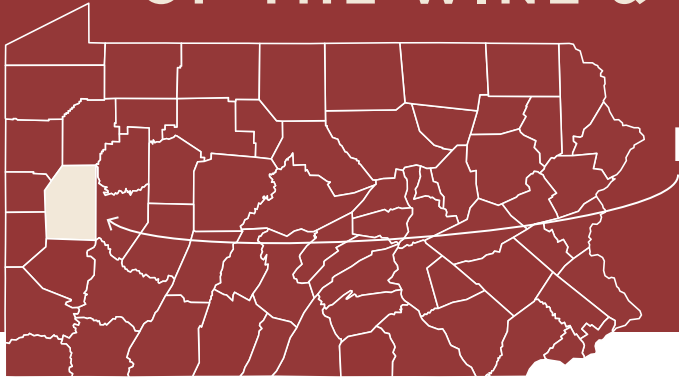
89

4,019,600

11,981,700

ECONOMIC IMPACT

OF THE WINE & GRAPE INDUSTRY



BUTLER COUNTY, PA

TOTAL ECONOMIC IMPACT

120
JOBS

\$4,911,200
WAGES

\$16,171,300
OUTPUT

DIRECT ECONOMIC IMPACT

MANUFACTURING

12

253,800

3,348,400

WINE GRAPE VINEYARDS

1

9,600

23,200

JUICE GRAPE VINEYARDS

0

0

0

WHOLESALE

0

100

200

RETAIL

2

55,700

142,300

RESEARCH & EDUCATION

0

0

0

TOURISM

53

1,694,500

4,918,200

SUB-TOTAL

68

2,013,700

8,432,300

SUPPLIER ECONOMIC IMPACT

25

1,641,100

4,443,100

INDUCED ECONOMIC IMPACT

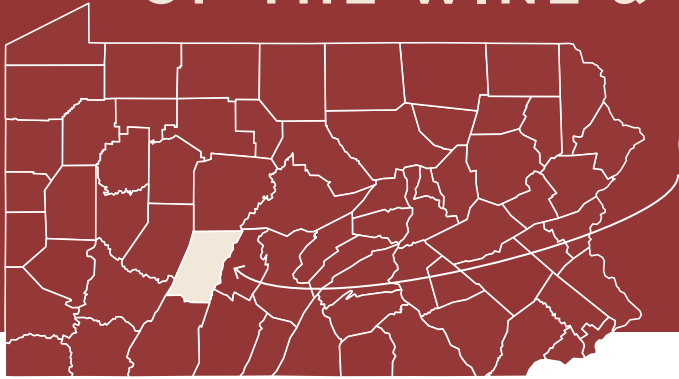
27

1,256,400

3,295,900

ECONOMIC IMPACT

OF THE WINE & GRAPE INDUSTRY



CAMBRIA COUNTY, PA

TOTAL ECONOMIC IMPACT

99
JOBS

\$4,400,500
WAGES

\$15,236,000
OUTPUT

DIRECT ECONOMIC IMPACT

MANUFACTURING

15

317,200

4,185,400

WINE GRAPE VINEYARDS

0

1,900

4,600

JUICE GRAPE VINEYARDS

0

0

0

WHOLESALE

0

0

0

RETAIL

1

32,400

75,700

RESEARCH & EDUCATION

0

0

0

TOURISM

43

1,363,300

3,956,900

SUB-TOTAL

59

1,714,800

8,222,600

SUPPLIER ECONOMIC IMPACT

20

1,743,700

4,498,600

INDUCED ECONOMIC IMPACT

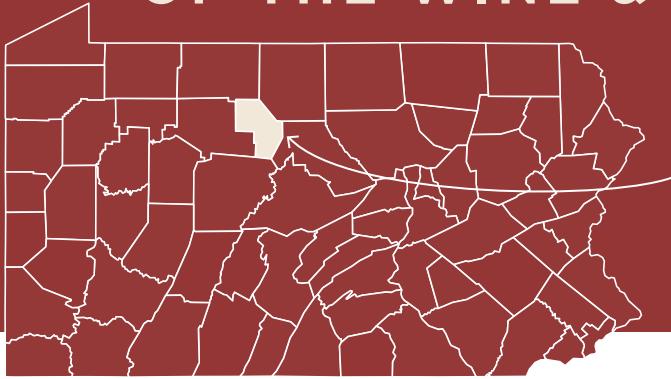
20

942,000

2,514,800

ECONOMIC IMPACT

OF THE WINE & GRAPE INDUSTRY



CAMERON COUNTY, PA

TOTAL ECONOMIC IMPACT

22

JOBS

\$744,700
WAGES

\$2,138,400
OUTPUT

DIRECT ECONOMIC IMPACT

MANUFACTURING

0

0

0

WINE GRAPE VINEYARDS

0

0

0

JUICE GRAPE VINEYARDS

0

0

0

WHOLESALE

0

0

0

RETAIL

0

1,300

2,800

RESEARCH & EDUCATION

0

0

0

TOURISM

22

691,200

2,006,300

SUB-TOTAL

22

692,500

2,009,100

SUPPLIER ECONOMIC IMPACT

0

35,800

91,500

INDUCED ECONOMIC IMPACT

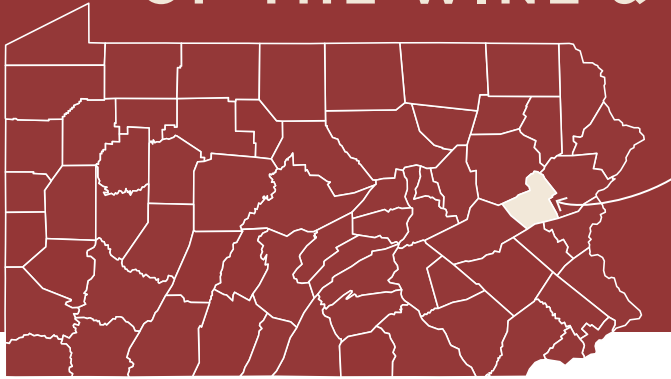
0

16,400

37,800

ECONOMIC IMPACT

OF THE WINE & GRAPE INDUSTRY



CARBON COUNTY, PA

TOTAL ECONOMIC IMPACT

104
JOBS

\$3,642,000
WAGES

\$12,342,100
OUTPUT

DIRECT ECONOMIC IMPACT

MANUFACTURING

9

190,300

2,511,300

WINE GRAPE VINEYARDS

0

4,100

10,000

JUICE GRAPE VINEYARDS

0

0

0

WHOLESALE

0

12,300

28,700

RETAIL

0

0

0

RESEARCH & EDUCATION

0

0

0

TOURISM

84

2,678,600

7,774,400

SUB-TOTAL

93

2,885,300

10,324,400

SUPPLIER ECONOMIC IMPACT

5

468,500

1,192,900

INDUCED ECONOMIC IMPACT

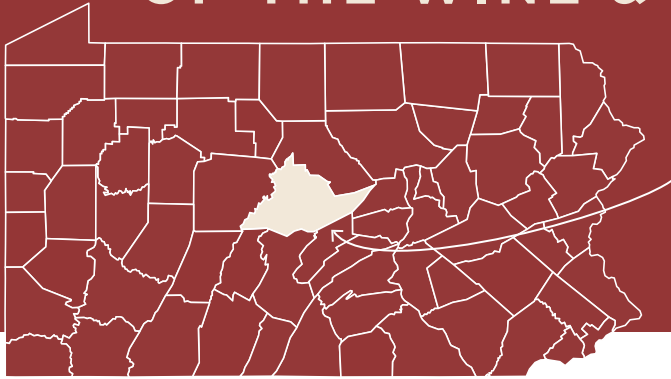
6

288,200

824,800

ECONOMIC IMPACT

OF THE WINE & GRAPE INDUSTRY



CENTRE COUNTY, PA

TOTAL ECONOMIC IMPACT

128
JOBS

\$5,886,300
WAGES

\$19,584,200
OUTPUT

DIRECT ECONOMIC IMPACT

MANUFACTURING

20

423,000

5,580,600

WINE GRAPE VINEYARDS

1

22,000

53,400

JUICE GRAPE VINEYARDS

0

0

0

WHOLESALE

0

0

0

RETAIL

2

63,500

152,600

RESEARCH & EDUCATION

11

1,129,900

2,879,600

TOURISM

48

1,531,300

4,444,500

SUB-TOTAL

82

3,169,700

13,110,700

SUPPLIER ECONOMIC IMPACT

19

1,335,200

3,163,500

INDUCED ECONOMIC IMPACT

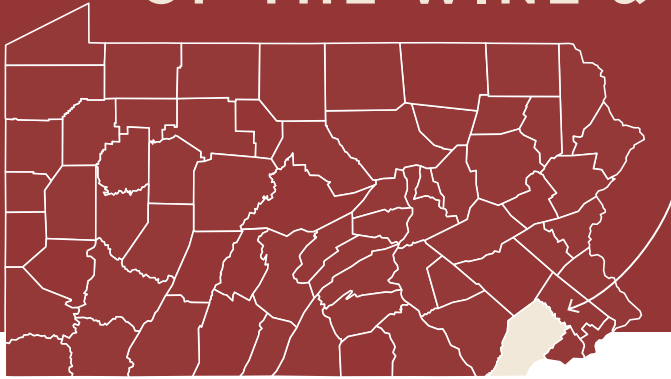
27

1,381,400

3,310,000

ECONOMIC IMPACT

OF THE WINE & GRAPE INDUSTRY



CHESTER COUNTY, PA

TOTAL ECONOMIC IMPACT

400
JOBS

\$15,535,100
WAGES

\$69,033,900
OUTPUT

DIRECT ECONOMIC IMPACT

MANUFACTURING

103

2,178,300

28,740,000

WINE GRAPE VINEYARDS

8

124,800

302,400

JUICE GRAPE VINEYARDS

0

0

0

WHOLESALE

0

4,500

12,600

RETAIL

5

148,400

396,900

RESEARCH & EDUCATION

0

0

0

TOURISM

97

3,086,600

8,958,700

SUB-TOTAL

213

5,542,600

38,410,600

SUPPLIER ECONOMIC IMPACT

103

6,104,100

17,015,700

INDUCED ECONOMIC IMPACT

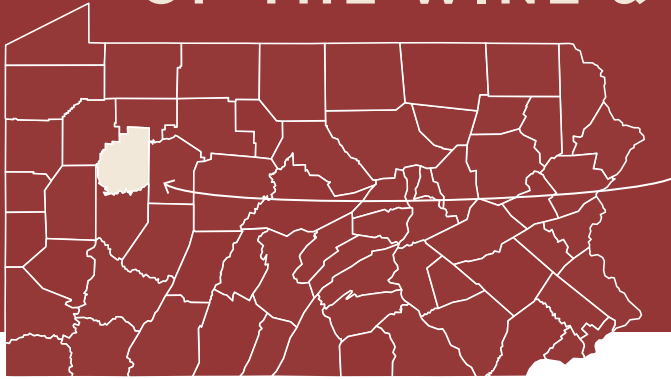
84

3,888,400

13,607,600

ECONOMIC IMPACT

OF THE WINE & GRAPE INDUSTRY



CLARION COUNTY, PA

TOTAL ECONOMIC IMPACT

99

JOBS

\$3,173,800

WAGES

\$17,426,700

OUTPUT

DIRECT ECONOMIC IMPACT

MANUFACTURING

37

782,500

10,324,100

WINE GRAPE VINEYARDS

0

2,900

7,000

JUICE GRAPE VINEYARDS

0

0

0

WHOLESALE

0

0

0

RETAIL

0

10,300

23,900

RESEARCH & EDUCATION

0

0

0

TOURISM

55

1,761,700

5,113,300

SUB-TOTAL

92

2,557,400

15,468,300

SUPPLIER ECONOMIC IMPACT

4

412,500

1,376,800

INDUCED ECONOMIC IMPACT

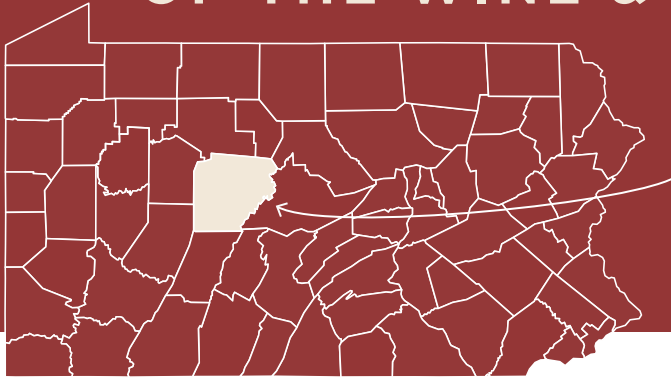
3

203,900

581,600

ECONOMIC IMPACT

OF THE WINE & GRAPE INDUSTRY



CLEARFIELD COUNTY, PA

TOTAL ECONOMIC IMPACT

102
JOBS

\$3,694,100
WAGES

\$17,926,700
OUTPUT

DIRECT ECONOMIC IMPACT

MANUFACTURING

36

761,300

10,045,100

WINE GRAPE VINEYARDS

1

15,300

37,200

JUICE GRAPE VINEYARDS

0

0

0

WHOLESALE

0

0

0

RETAIL

1

18,300

43,200

RESEARCH & EDUCATION

0

0

0

TOURISM

38

1,209,700

3,511,000

SUB-TOTAL

76

2,004,600

13,636,500

SUPPLIER ECONOMIC IMPACT

17

1,081,400

2,715,500

INDUCED ECONOMIC IMPACT

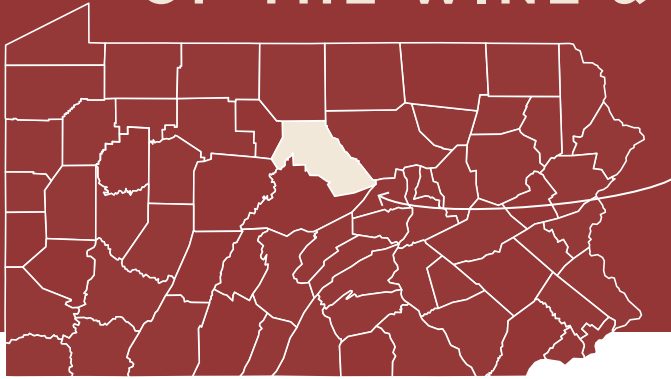
9

608,100

1,574,700

ECONOMIC IMPACT

OF THE WINE & GRAPE INDUSTRY



CLINTON COUNTY, PA

TOTAL ECONOMIC IMPACT

52

JOBS

\$2,415,100

WAGES

\$6,087,800

OUTPUT

DIRECT ECONOMIC IMPACT

MANUFACTURING

0

0

0

WINE GRAPE VINEYARDS

0

1,000

2,300

JUICE GRAPE VINEYARDS

0

0

0

WHOLESALE

0

0

0

RETAIL

0

6,400

15,500

RESEARCH & EDUCATION

0

0

0

TOURISM

40

1,267,300

3,678,000

SUB-TOTAL

40

1,274,700

3,696,000

SUPPLIER ECONOMIC IMPACT

3

227,400

784,100

INDUCED ECONOMIC IMPACT

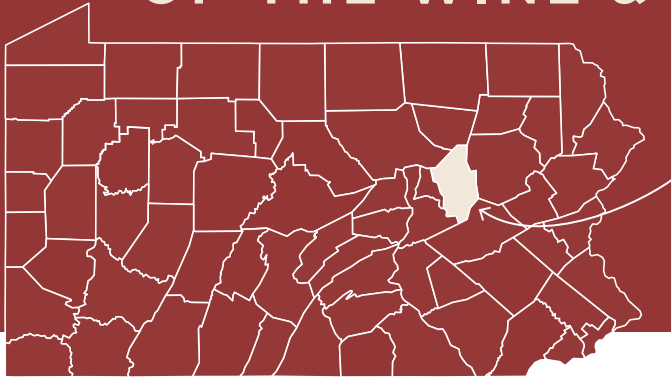
9

913,000

1,607,700

ECONOMIC IMPACT

OF THE WINE & GRAPE INDUSTRY



COLUMBIA COUNTY, PA

TOTAL ECONOMIC IMPACT

104
JOBS

\$3,631,000
WAGES

\$13,588,300
OUTPUT

DIRECT ECONOMIC IMPACT

MANUFACTURING

15

317,200

4,185,400

WINE GRAPE VINEYARDS

0

3,800

9,300

JUICE GRAPE VINEYARDS

0

0

0

WHOLESALE

0

0

0

RETAIL

1

15,000

37,400

RESEARCH & EDUCATION

0

0

0

TOURISM

75

2,395,300

6,952,400

SUB-TOTAL

91

2,731,300

11,184,500

SUPPLIER ECONOMIC IMPACT

8

590,700

1,610,600

INDUCED ECONOMIC IMPACT

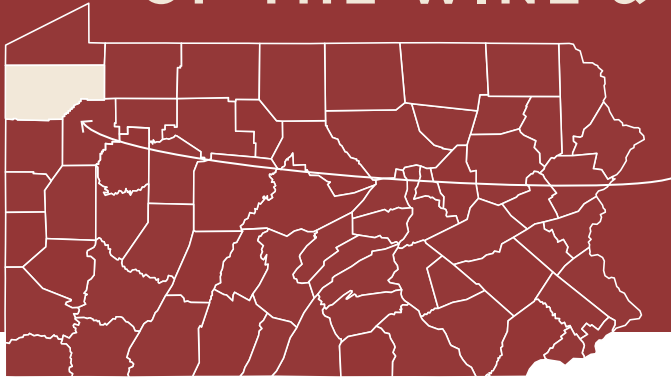
5

309,000

793,200

ECONOMIC IMPACT

OF THE WINE & GRAPE INDUSTRY



CRAWFORD COUNTY, PA

TOTAL ECONOMIC IMPACT

62

JOBS

\$2,343,200

WAGES

\$9,605,400

OUTPUT

DIRECT ECONOMIC IMPACT

MANUFACTURING

15

317,200

4,185,400

WINE GRAPE VINEYARDS

0

3,800

9,300

JUICE GRAPE VINEYARDS

0

0

0

WHOLESALE

0

0

0

RETAIL

1

20,400

47,000

RESEARCH & EDUCATION

0

0

0

TOURISM

28

1,248,700

6,875,000

SUB-TOTAL

44

1,248,700

6,875,000

SUPPLIER ECONOMIC IMPACT

9

640,700

1,603,800

INDUCED ECONOMIC IMPACT

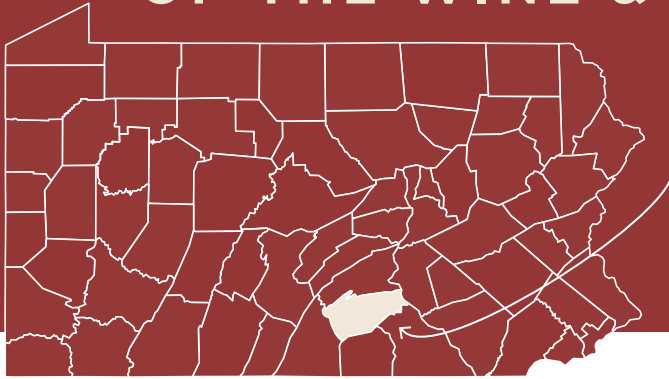
9

453,800

1,126,600

ECONOMIC IMPACT

OF THE WINE & GRAPE INDUSTRY



CUMBERLAND COUNTY, PA

TOTAL ECONOMIC IMPACT

164
JOBS

\$6,995,500
WAGES

\$22,733,000
OUTPUT

DIRECT ECONOMIC IMPACT

MANUFACTURING

15

317,200

4,185,400

WINE GRAPE VINEYARDS

1

18,200

44,100

JUICE GRAPE VINEYARDS

0

0

0

WHOLESALE

0

2,200

6,100

RETAIL

3

80,800

196,000

RESEARCH & EDUCATION

0

0

0

TOURISM

60

1,920,100

5,573,100

SUB-TOTAL

79

2,338,500

10,004,700

SUPPLIER ECONOMIC IMPACT

47

2,811,300

7,219,300

INDUCED ECONOMIC IMPACT

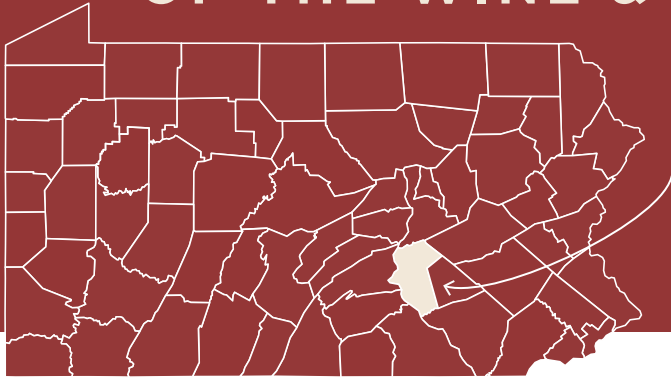
38

1,845,700

5,509,000

ECONOMIC IMPACT

OF THE WINE & GRAPE INDUSTRY



DAUPHIN COUNTY, PA

TOTAL ECONOMIC IMPACT

235
JOBS

\$10,943,500
WAGES

\$38,829,200
OUTPUT

DIRECT ECONOMIC IMPACT

MANUFACTURING

30

634,500

8,370,900

WINE GRAPE VINEYARDS

2

29,200

70,700

JUICE GRAPE VINEYARDS

0

0

0

WHOLESALE

0

1,200

3,300

RETAIL

3

92,900

230,100

RESEARCH & EDUCATION

0

0

0

TOURISM

88

2,817,800

8,178,500

SUB-TOTAL

123

3,575,600

16,853,500

SUPPLIER ECONOMIC IMPACT

53

4,075,400

10,819,400

INDUCED ECONOMIC IMPACT

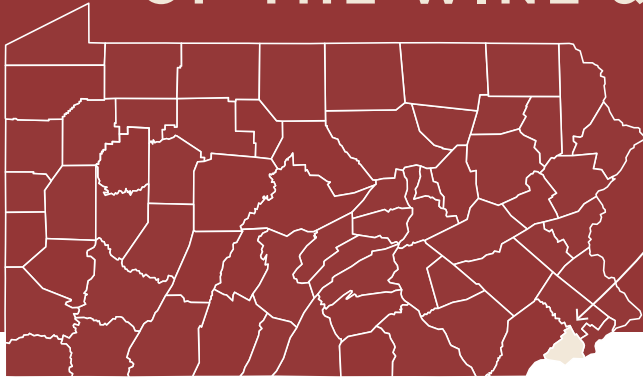
59

3,292,500

11,156,300

ECONOMIC IMPACT

OF THE WINE & GRAPE INDUSTRY



DELAWARE COUNTY, PA

TOTAL ECONOMIC IMPACT

225
JOBS

\$9,725,300
WAGES

\$32,460,000
OUTPUT

DIRECT ECONOMIC IMPACT

MANUFACTURING

20

423,000

5,580,600

WINE GRAPE VINEYARDS

1

11,500

27,900

JUICE GRAPE VINEYARDS

0

0

0

WHOLESALE

0

6,800

19,100

RETAIL

5

137,300

347,900

RESEARCH & EDUCATION

0

0

0

TOURISM

67

2,126,500

6,172,200

SUB-TOTAL

93

2,705,100

12,147,700

SUPPLIER ECONOMIC IMPACT

62

3,918,000

10,951,500

INDUCED ECONOMIC IMPACT

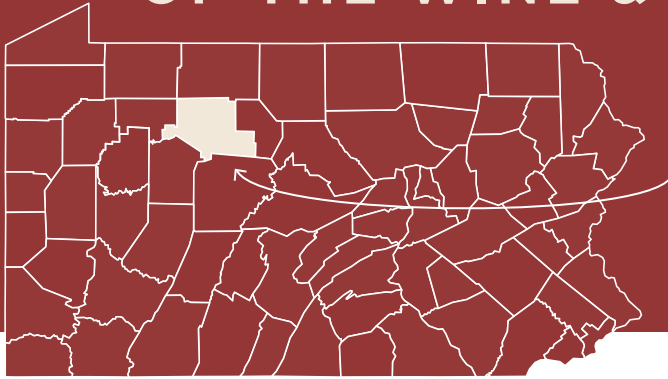
70

3,102,200

9,360,800

ECONOMIC IMPACT

OF THE WINE & GRAPE INDUSTRY



ELK COUNTY, PA

TOTAL ECONOMIC IMPACT

61

JOBS

\$1,943,400

WAGES

\$10,786,600

OUTPUT

DIRECT ECONOMIC IMPACT

MANUFACTURING

24

507,600

6,696,700

WINE GRAPE VINEYARDS

0

2,900

7,000

JUICE GRAPE VINEYARDS

0

0

0

WHOLESALE

0

0

0

RETAIL

0

7,600

17,200

RESEARCH & EDUCATION

0

0

0

TOURISM

29

916,900

2,661,100

SUB-TOTAL

53

1,435,000

9,382,000

SUPPLIER ECONOMIC IMPACT

4

307,900

918,100

INDUCED ECONOMIC IMPACT

4

200,500

486,500

ECONOMIC IMPACT

OF THE WINE & GRAPE INDUSTRY



ERIE COUNTY, PA

TOTAL ECONOMIC IMPACT

714
JOBS

\$16,236,400
WAGES

\$55,388,700
OUTPUT

DIRECT ECONOMIC IMPACT

MANUFACTURING

67

1,417,000

18,695,000

WINE GRAPE VINEYARDS

96

1,564,300

3,791,400

JUICE GRAPE VINEYARDS

441

7,192,300

17,432,100

WHOLESALE

0

3,600

9,900

RETAIL

3

89,800

210,800

RESEARCH & EDUCATION

3

308,100

785,400

TOURISM

22

715,200

2,076,000

SUB-TOTAL

632

11,290,300

43,000,600

SUPPLIER ECONOMIC IMPACT

40

2,909,300

6,787,200

INDUCED ECONOMIC IMPACT

42

2,036,800

5,600,900

ECONOMIC IMPACT

OF THE WINE & GRAPE INDUSTRY



FAYETTE COUNTY, PA

TOTAL ECONOMIC IMPACT

75

JOBS

\$2,819,600

WAGES

\$10,408,300

OUTPUT

DIRECT ECONOMIC IMPACT

MANUFACTURING

12

253,800

3,348,400

WINE GRAPE VINEYARDS

0

1,900

4,600

JUICE GRAPE VINEYARDS

0

0

0

WHOLESALE

0

39,600

110,300

RETAIL

1

30,500

70,500

RESEARCH & EDUCATION

0

0

0

TOURISM

37

1,171,300

3,399,600

SUB-TOTAL

50

1,497,100

6,933,400

SUPPLIER ECONOMIC IMPACT

10

691,900

1,784,300

INDUCED ECONOMIC IMPACT

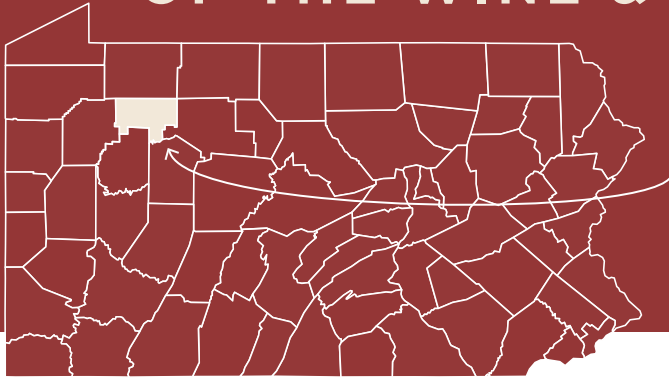
15

630,600

1,690,600

ECONOMIC IMPACT

OF THE WINE & GRAPE INDUSTRY



FOREST COUNTY, PA

TOTAL ECONOMIC IMPACT

41

JOBS

\$1,353,300

WAGES

\$3,904,200

OUTPUT

DIRECT ECONOMIC IMPACT

MANUFACTURING

0

0

0

WINE GRAPE VINEYARDS

0

0

0

JUICE GRAPE VINEYARDS

0

0

0

WHOLESALE

0

0

0

RETAIL

0

1,900

4,200

RESEARCH & EDUCATION

0

0

0

TOURISM

41

1,300,900

3,775,800

SUB-TOTAL

41

1,302,800

3,780,000

SUPPLIER ECONOMIC IMPACT

0

33,200

79,900

INDUCED ECONOMIC IMPACT

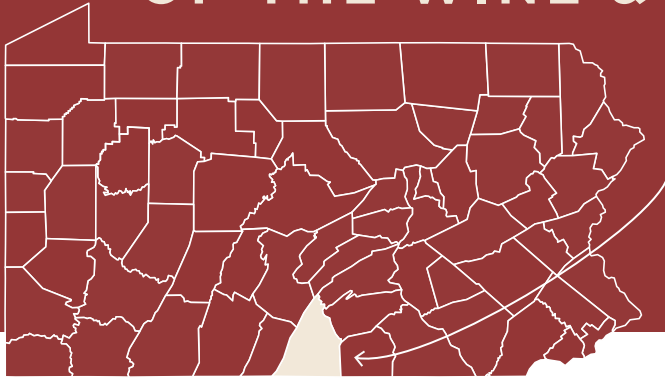
0

17,300

44,300

ECONOMIC IMPACT

OF THE WINE & GRAPE INDUSTRY



FRANKLIN COUNTY, PA

TOTAL ECONOMIC IMPACT

80
JOBS

\$3,441,900
WAGES

\$10,965,000
OUTPUT

DIRECT ECONOMIC IMPACT

MANUFACTURING

6

126,900

1,674,200

WINE GRAPE VINEYARDS

0

6,700

16,300

JUICE GRAPE VINEYARDS

0

0

0

WHOLESALE

0

0

0

RETAIL

1

37,300

86,900

RESEARCH & EDUCATION

0

0

0

TOURISM

36

1,137,700

3,302,000

SUB-TOTAL

43

1,308,600

5,079,400

SUPPLIER ECONOMIC IMPACT

19

1,298,100

3,608,000

INDUCED ECONOMIC IMPACT

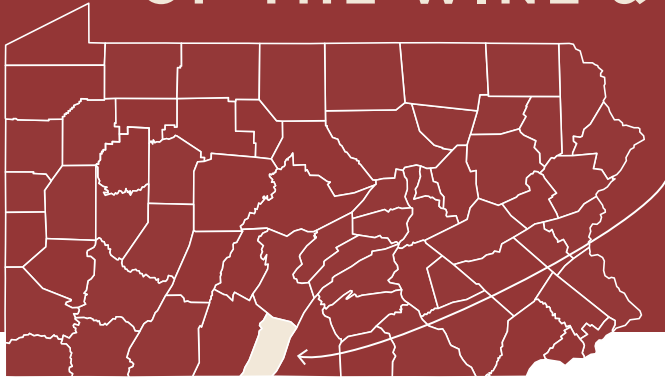
18

835,200

2,277,600

ECONOMIC IMPACT

OF THE WINE & GRAPE INDUSTRY



FULTON COUNTY, PA

TOTAL ECONOMIC IMPACT

22

JOBS

\$885,100
WAGES

\$2,476,500
OUTPUT

DIRECT ECONOMIC IMPACT

MANUFACTURING

0

0

0

WINE GRAPE VINEYARDS

0

0

0

JUICE GRAPE VINEYARDS

0

0

0

WHOLESALE

0

0

0

RETAIL

0

1,700

4,100

RESEARCH & EDUCATION

0

0

0

TOURISM

20

638,400

1,853,000

SUB-TOTAL

20

640,100

1,857,100

SUPPLIER ECONOMIC IMPACT

2

172,900

433,700

INDUCED ECONOMIC IMPACT

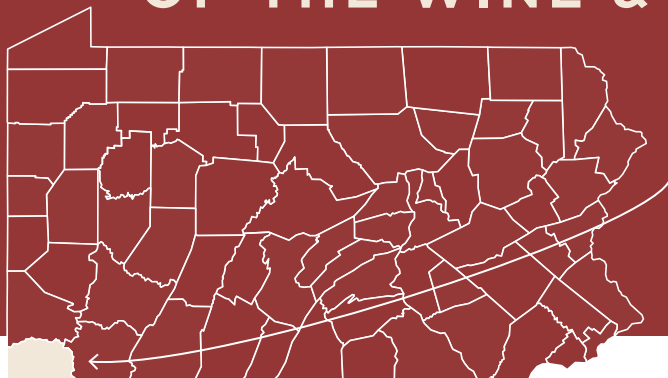
0

72,100

185,700

ECONOMIC IMPACT

OF THE WINE & GRAPE INDUSTRY



GREENE COUNTY, PA

TOTAL ECONOMIC IMPACT

42

JOBS

\$1,563,000

WAGES

\$5,519,800

OUTPUT

DIRECT ECONOMIC IMPACT

MANUFACTURING

4

84,600

1,116,100

WINE GRAPE VINEYARDS

0

2,100

5,000

JUICE GRAPE VINEYARDS

0

0

0

WHOLESALE

0

0

0

RETAIL

0

4,100

10,000

RESEARCH & EDUCATION

0

0

0

TOURISM

32

1,008,100

2,925,900

SUB-TOTAL

36

1,098,900

4,057,000

SUPPLIER ECONOMIC IMPACT

4

291,600

999,000

INDUCED ECONOMIC IMPACT

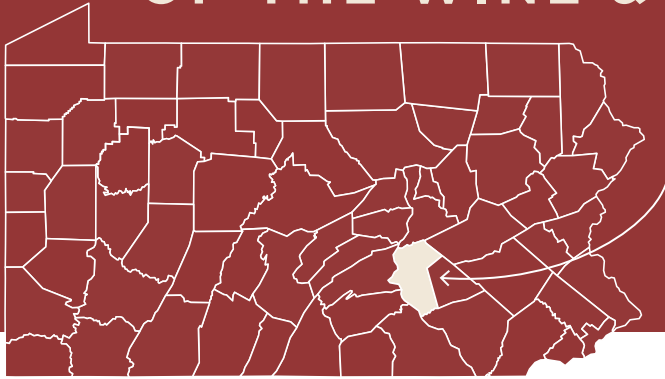
2

172,500

463,800

ECONOMIC IMPACT

OF THE WINE & GRAPE INDUSTRY



HUNTINGDON COUNTY, PA

TOTAL ECONOMIC IMPACT

45

JOBS

\$1,641,500

WAGES

\$4,619,500

OUTPUT

DIRECT ECONOMIC IMPACT

MANUFACTURING

WINE GRAPE VINEYARDS

JUICE GRAPE VINEYARDS

WHOLESALE

RETAIL

RESEARCH & EDUCATION

TOURISM

SUB-TOTAL

JOBS

WAGES

OUTPUT

0

0

0

1

15,300

37,200

0

0

0

0

0

0

0

6,500

15,800

0

0

0

37

1,176,100

3,413,500

38

1,197,900

3,466,500

SUPPLIER ECONOMIC IMPACT

3

261,200

678,500

INDUCED ECONOMIC IMPACT

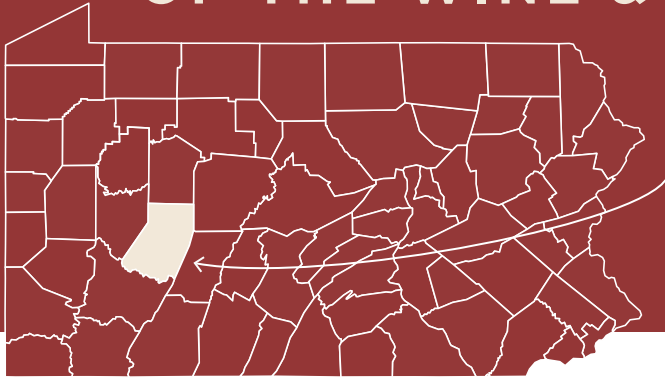
4

182,400

474,500

ECONOMIC IMPACT

OF THE WINE & GRAPE INDUSTRY



INDIANA COUNTY, PA

TOTAL ECONOMIC IMPACT

119
JOBS

\$4,306,300
WAGES

\$19,229,700
OUTPUT

DIRECT ECONOMIC IMPACT

MANUFACTURING

35

740,200

9,766,000

WINE GRAPE VINEYARDS

0

2,100

5,000

JUICE GRAPE VINEYARDS

0

0

0

WHOLESALE

0

100

200

RETAIL

1

19,400

44,200

RESEARCH & EDUCATION

0

0

0

TOURISM

59

1,896,900

5,503,400

SUB-TOTAL

95

2,657,900

15,318,800

SUPPLIER ECONOMIC IMPACT

14

1,149,200

2,643,400

INDUCED ECONOMIC IMPACT

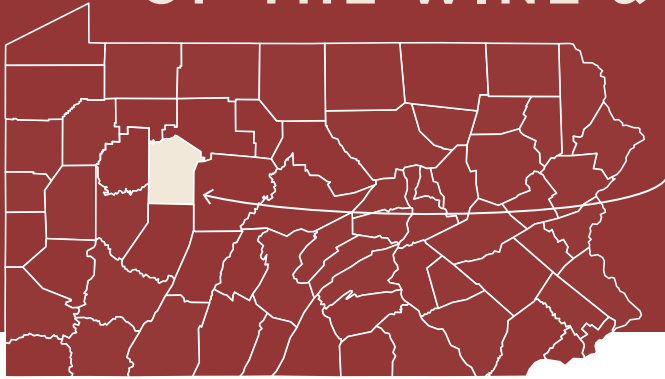
10

499,200

1,267,500

ECONOMIC IMPACT

OF THE WINE & GRAPE INDUSTRY



JEFFERSON COUNTY, PA

TOTAL ECONOMIC IMPACT

66

JOBS

\$2,375,400

WAGES

\$10,357,800

OUTPUT

DIRECT ECONOMIC IMPACT

MANUFACTURING

16

338,400

4,464,500

WINE GRAPE VINEYARDS

0

1,000

2,300

JUICE GRAPE VINEYARDS

0

0

0

WHOLESALE

0

0

0

RETAIL

0

7,300

17,100

RESEARCH & EDUCATION

0

0

0

TOURISM

41

1,310,500

3,803,600

SUB-TOTAL

57

1,657,200

8,287,500

SUPPLIER ECONOMIC IMPACT

5

509,400

1,575,800

INDUCED ECONOMIC IMPACT

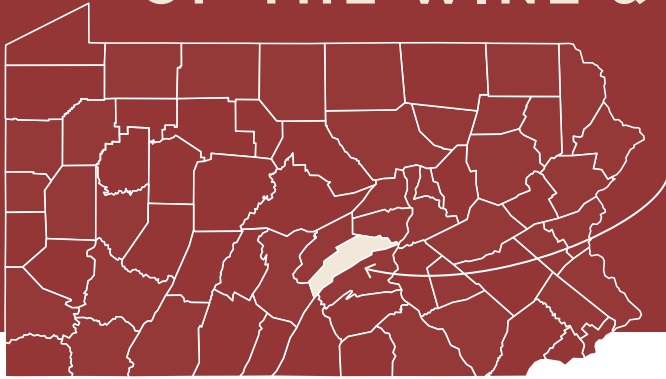
4

208,800

494,500

ECONOMIC IMPACT

OF THE WINE & GRAPE INDUSTRY



JUNIATA COUNTY, PA

TOTAL ECONOMIC IMPACT

67

JOBS

\$2,452,300

WAGES

\$8,096,800

OUTPUT

DIRECT ECONOMIC IMPACT

MANUFACTURING

6

126,900

1,674,200

WINE GRAPE VINEYARDS

0

6,200

14,900

JUICE GRAPE VINEYARDS

0

0

0

WHOLESALE

0

0

0

RETAIL

0

3,600

8,300

RESEARCH & EDUCATION

0

0

0

TOURISM

55

1,747,300

5,071,500

SUB-TOTAL

61

1,884,000

6,768,900

SUPPLIER ECONOMIC IMPACT

5

444,000

961,000

INDUCED ECONOMIC IMPACT

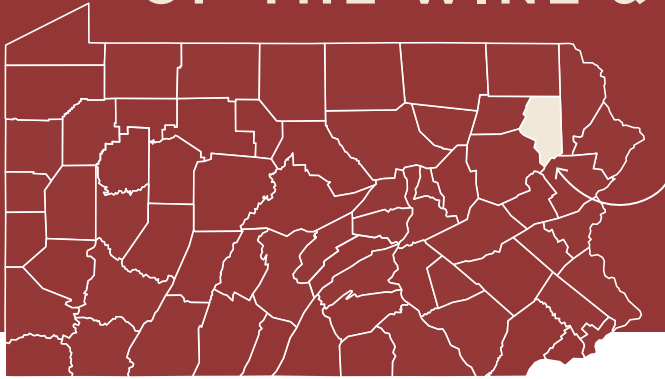
1

124,300

366,900

ECONOMIC IMPACT

OF THE WINE & GRAPE INDUSTRY



LACKAWANNA COUNTY, PA

TOTAL ECONOMIC IMPACT

150
JOBS

\$6,598,200
WAGES

\$25,453,600
OUTPUT

DIRECT ECONOMIC IMPACT

MANUFACTURING

32

676,800

8,928,900

WINE GRAPE VINEYARDS

0

0

0

JUICE GRAPE VINEYARDS

0

0

0

WHOLESALE

0

2,500

6,900

RETAIL

0

63,600

158,100

RESEARCH & EDUCATION

0

0

0

TOURISM

46

1,459,300

4,235,500

SUB-TOTAL

80

2,202,200

13,329,400

SUPPLIER ECONOMIC IMPACT

37

2,743,100

7,683,300

INDUCED ECONOMIC IMPACT

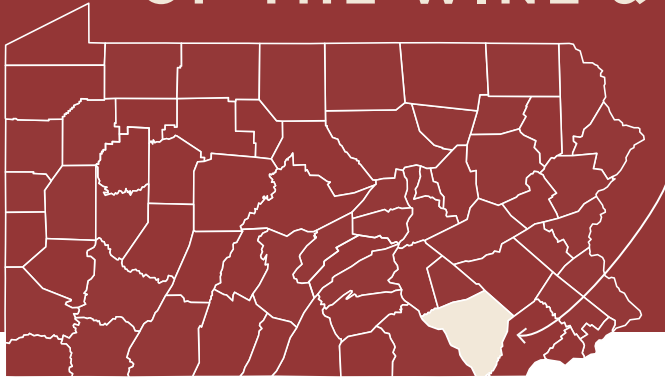
33

1,652,900

4,440,900

ECONOMIC IMPACT

OF THE WINE & GRAPE INDUSTRY



LANCASTER COUNTY, PA

TOTAL ECONOMIC IMPACT

408
JOBS

\$15,781,400
WAGES

\$68,911,400
OUTPUT

DIRECT ECONOMIC IMPACT

MANUFACTURING

118

2,495,500

32,925,500

WINE GRAPE VINEYARDS

9

142,900

346,400

JUICE GRAPE VINEYARDS

0

0

0

WHOLESALE

0

1,100

3,100

RETAIL

0

148,900

364,600

RESEARCH & EDUCATION

0

0

0

TOURISM

104

3,336,200

9,683,200

SUB-TOTAL

236

6,124,600

43,322,800

SUPPLIER ECONOMIC IMPACT

94

5,948,800

15,347,900

INDUCED ECONOMIC IMPACT

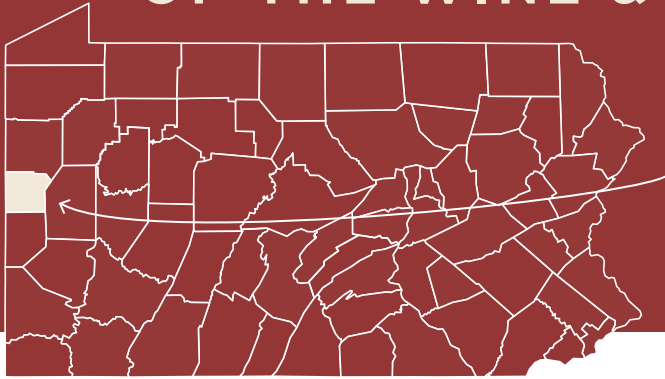
78

3,708,000

10,240,700

ECONOMIC IMPACT

OF THE WINE & GRAPE INDUSTRY



LAWRENCE COUNTY, PA

TOTAL ECONOMIC IMPACT

74

JOBS

\$2,784,700

WAGES

\$11,340,500

OUTPUT

DIRECT ECONOMIC IMPACT

MANUFACTURING

12

253,800

3,348,400

WINE GRAPE VINEYARDS

0

4,100

10,000

JUICE GRAPE VINEYARDS

0

0

0

WHOLESALE

0

0

0

RETAIL

1

18,600

45,400

RESEARCH & EDUCATION

0

0

0

TOURISM

38

1,214,500

3,525,000

SUB-TOTAL

51

1,491,000

6,928,800

SUPPLIER ECONOMIC IMPACT

12

782,100

2,922,200

INDUCED ECONOMIC IMPACT

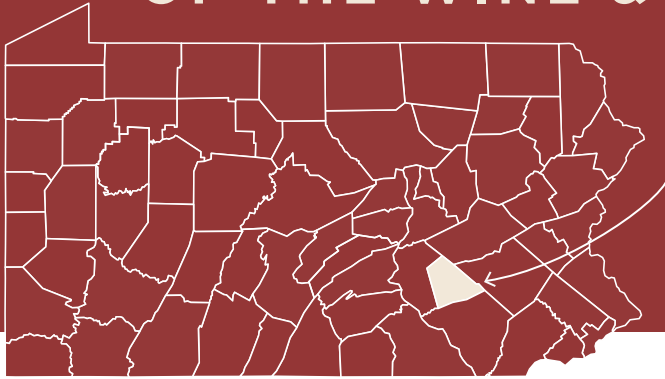
11

511,600

1,489,500

ECONOMIC IMPACT

OF THE WINE & GRAPE INDUSTRY



LEBANON COUNTY, PA

TOTAL ECONOMIC IMPACT

144
JOBS

\$5,237,500
WAGES

\$16,165,400
OUTPUT

DIRECT ECONOMIC IMPACT

MANUFACTURING

6

126,900

1,674,200

WINE GRAPE VINEYARDS

0

1,900

4,600

JUICE GRAPE VINEYARDS

0

0

0

WHOLESALE

0

0

0

RETAIL

1

25,500

64,900

RESEARCH & EDUCATION

0

0

0

TOURISM

103

3,278,600

9,516,000

SUB-TOTAL

110

3,432,900

11,259,700

SUPPLIER ECONOMIC IMPACT

16

982,000

2,653,400

INDUCED ECONOMIC IMPACT

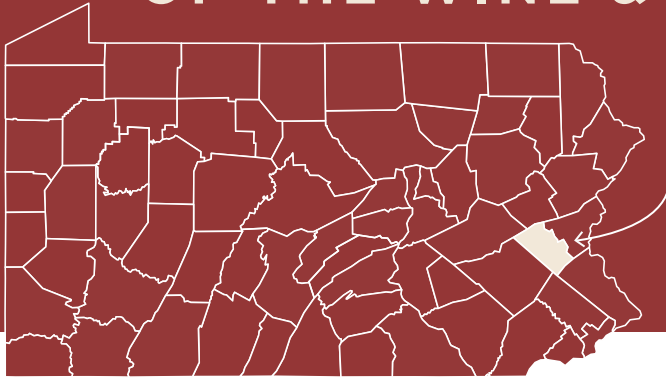
18

822,600

2,252,300

ECONOMIC IMPACT

OF THE WINE & GRAPE INDUSTRY



LEHIGH COUNTY, PA

TOTAL ECONOMIC IMPACT

317
JOBS

\$13,186,500
WAGES

\$54,792,600
OUTPUT

DIRECT ECONOMIC IMPACT

MANUFACTURING

79

1,670,700

22,043,300

WINE GRAPE VINEYARDS

10

161,000

390,300

JUICE GRAPE VINEYARDS

0

0

0

WHOLESALE

0

100

200

RETAIL

4

110,400

274,500

RESEARCH & EDUCATION

0

0

0

TOURISM

100

3,206,600

9,307,000

SUB-TOTAL

193

5,148,800

32,015,300

SUPPLIER ECONOMIC IMPACT

67

5,205,000

14,508,800

INDUCED ECONOMIC IMPACT

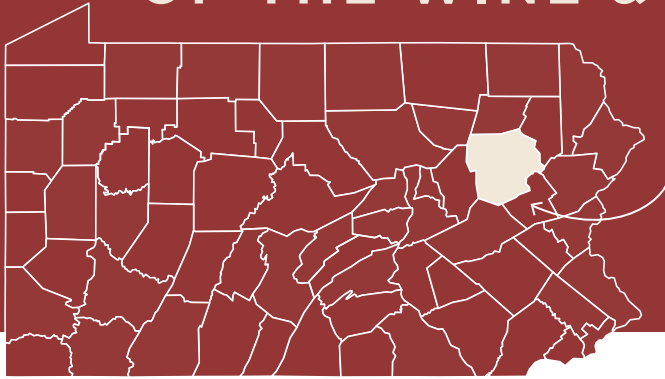
57

2,832,700

8,268,500

ECONOMIC IMPACT

OF THE WINE & GRAPE INDUSTRY



LUZERNE COUNTY, PA

TOTAL ECONOMIC IMPACT

176
JOBS

\$8,106,500
WAGES

\$25,466,600
OUTPUT

DIRECT ECONOMIC IMPACT

MANUFACTURING

18

380,700

5,022,500

WINE GRAPE VINEYARDS

0

2,900

7,000

JUICE GRAPE VINEYARDS

0

0

0

WHOLESALE

0

100

400

RETAIL

3

91,500

224,700

RESEARCH & EDUCATION

0

0

0

TOURISM

68

2,164,900

6,283,600

SUB-TOTAL

89

2,640,100

11,538,200

SUPPLIER ECONOMIC IMPACT

41

3,243,600

7,825,800

INDUCED ECONOMIC IMPACT

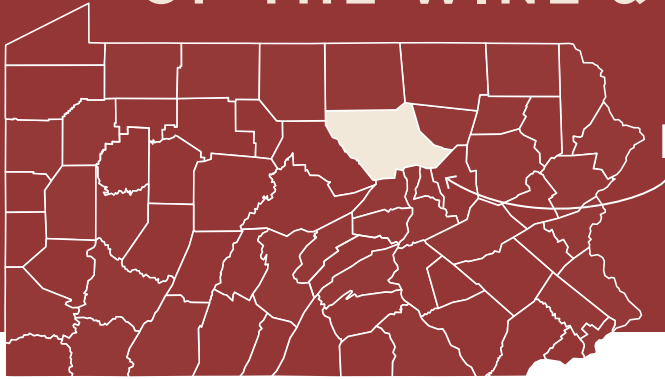
46

2,222,800

6,102,600

ECONOMIC IMPACT

OF THE WINE & GRAPE INDUSTRY



LYCOMING COUNTY, PA

TOTAL ECONOMIC IMPACT

88

JOBS

\$4,011,600

WAGES

\$12,909,700

OUTPUT

DIRECT ECONOMIC IMPACT

MANUFACTURING

12

253,800

3,348,400

WINE GRAPE VINEYARDS

0

2,900

7,000

JUICE GRAPE VINEYARDS

0

0

0

WHOLESALE

0

200

400

RETAIL

1

29,200

70,700

RESEARCH & EDUCATION

0

0

0

TOURISM

39

1,233,700

3,580,700

SUB-TOTAL

52

1,519,800

7,007,200

SUPPLIER ECONOMIC IMPACT

18

1,431,000

3,381,500

INDUCED ECONOMIC IMPACT

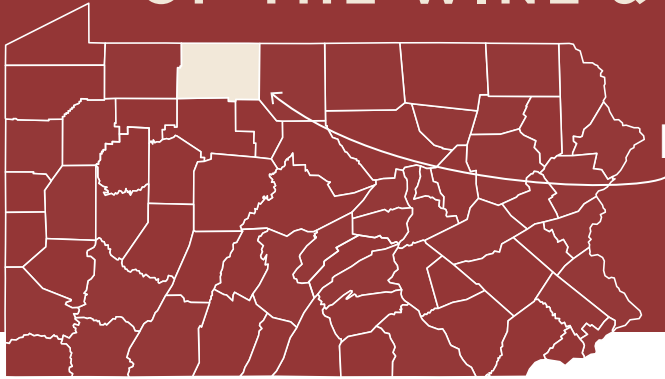
18

1,060,800

2,521,000

ECONOMIC IMPACT

OF THE WINE & GRAPE INDUSTRY



MCKEAN COUNTY, PA

TOTAL ECONOMIC IMPACT

50
JOBS

\$1,813,500
WAGES

\$8,646,800
OUTPUT

DIRECT ECONOMIC IMPACT

MANUFACTURING

15

317,200

4,185,400

WINE GRAPE VINEYARDS

0

1,900

4,600

JUICE GRAPE VINEYARDS

0

0

0

WHOLESALE

0

0

100

RETAIL

0

8,900

20,300

RESEARCH & EDUCATION

0

0

0

TOURISM

24

758,400

2,201,400

SUB-TOTAL

39

1,086,400

6,411,800

SUPPLIER ECONOMIC IMPACT

7

475,100

1,463,700

INDUCED ECONOMIC IMPACT

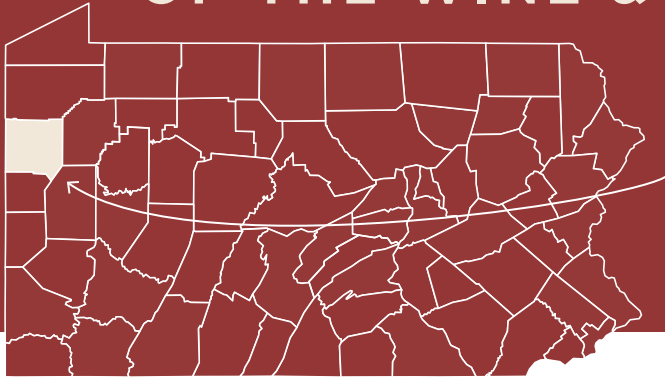
4

252,000

771,300

ECONOMIC IMPACT

OF THE WINE & GRAPE INDUSTRY



MERCER COUNTY, PA

TOTAL ECONOMIC IMPACT

86
JOBS

\$3,282,200
WAGES

\$12,368,400
OUTPUT

DIRECT ECONOMIC IMPACT

MANUFACTURING

15

317,200

4,185,400

WINE GRAPE VINEYARDS

1

15,300

37,200

JUICE GRAPE VINEYARDS

0

0

0

WHOLESALE

0

0

100

RETAIL

1

26,500

63,900

RESEARCH & EDUCATION

0

0

0

TOURISM

40

1,281,700

3,720,000

SUB-TOTAL

57

1,640,700

8,006,500

SUPPLIER ECONOMIC IMPACT

15

935,500

2,551,600

INDUCED ECONOMIC IMPACT

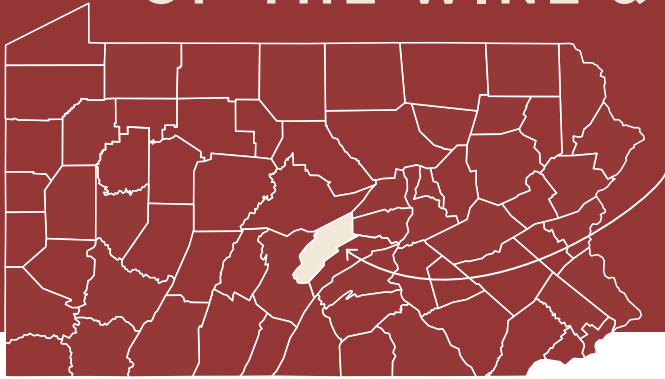
14

706,000

1,810,300

ECONOMIC IMPACT

OF THE WINE & GRAPE INDUSTRY



MIFFLIN COUNTY, PA

TOTAL ECONOMIC IMPACT

65

JOBS

\$2,219,000

WAGES

\$9,739,700

OUTPUT

DIRECT ECONOMIC IMPACT

MANUFACTURING

17

359,500

4,743,500

WINE GRAPE VINEYARDS

1

23,000

55,800

JUICE GRAPE VINEYARDS

0

0

0

WHOLESALE

0

0

0

RETAIL

0

7,800

18,000

RESEARCH & EDUCATION

0

0

0

TOURISM

38

1,209,700

3,511,000

SUB-TOTAL

56

1,600,000

8,328,300

SUPPLIER ECONOMIC IMPACT

5

388,600

849,400

INDUCED ECONOMIC IMPACT

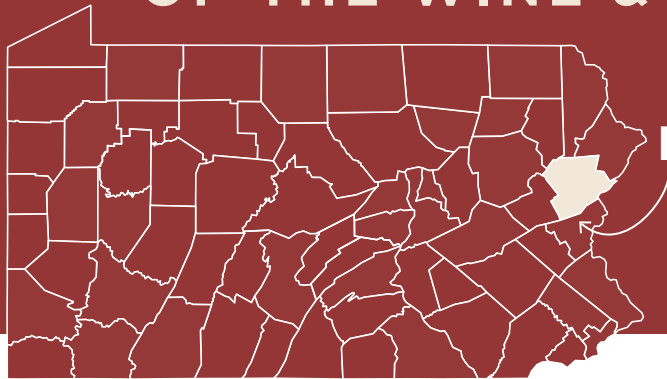
4

230,400

562,000

ECONOMIC IMPACT

OF THE WINE & GRAPE INDUSTRY



MONROE COUNTY, PA

TOTAL ECONOMIC IMPACT

135
JOBS

\$4,683,300
WAGES

\$20,005,700
OUTPUT

DIRECT ECONOMIC IMPACT

	JOBS	WAGES	OUTPUT
MANUFACTURING	30	634,500	8,370,900
WINE GRAPE VINEYARDS	1	23,300	56,500
JUICE GRAPE VINEYARDS	0	0	0
WHOLESALE	0	0	0
RETAIL	2	51,300	136,200
RESEARCH & EDUCATION	0	0	0
TOURISM	65	2,088,100	6,060,700
SUB-TOTAL	98	2,797,200	14,624,300

SUPPLIER ECONOMIC IMPACT

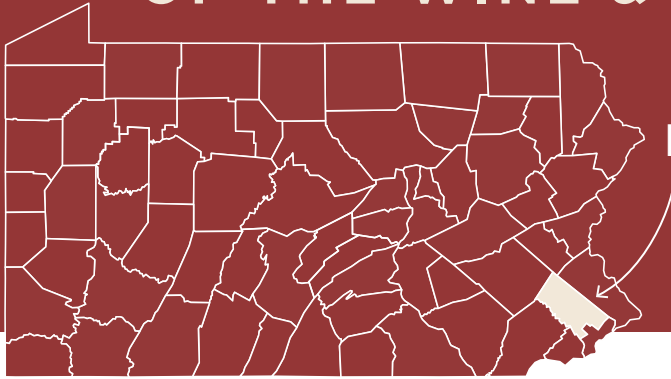
17 **1,032,600** **2,696,500**

INDUCED ECONOMIC IMPACT

20 **853,500** **2,684,900**

ECONOMIC IMPACT

OF THE WINE & GRAPE INDUSTRY



MONTGOMERY COUNTY, PA

TOTAL ECONOMIC IMPACT

454
JOBS

\$24,587,600
WAGES

\$73,109,200
OUTPUT

DIRECT ECONOMIC IMPACT

MANUFACTURING

20

423,000

5,580,600

WINE GRAPE VINEYARDS

1

12,500

30,200

JUICE GRAPE VINEYARDS

0

0

0

WHOLESALE

1

76,500

213,300

RETAIL

10

288,000

737,000

RESEARCH & EDUCATION

0

0

0

TOURISM

87

3,769,800

8,039,200

SUB-TOTAL

119

3,569,800

14,600,300

SUPPLIER ECONOMIC IMPACT

177

13,272,100

34,432,700

INDUCED ECONOMIC IMPACT

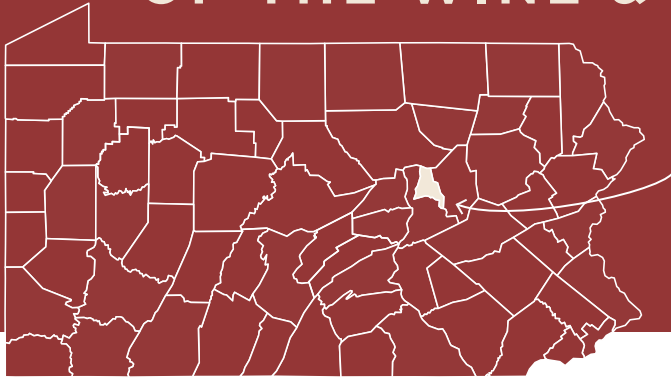
158

7,745,700

24,076,200

ECONOMIC IMPACT

OF THE WINE & GRAPE INDUSTRY



MONTOUR COUNTY, PA

TOTAL ECONOMIC IMPACT

59

JOBS

\$2,269,400

WAGES

\$6,033,400

OUTPUT

DIRECT ECONOMIC IMPACT

MANUFACTURING

WINE GRAPE VINEYARDS

JUICE GRAPE VINEYARDS

WHOLESALE

RETAIL

RESEARCH & EDUCATION

TOURISM

SUB-TOTAL

JOBS

WAGES

OUTPUT

0

0

0

1

20,100

48,800

0

0

0

0

100

200

0

4,600

11,700

0

0

0

52

1,675,300

4,862,500

53

1,700,100

4,923,200

SUPPLIER ECONOMIC IMPACT

4

407,300

761,200

INDUCED ECONOMIC IMPACT

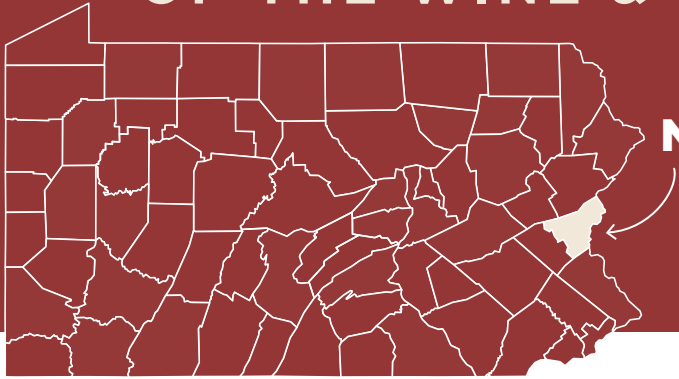
2

162,000

349,000

ECONOMIC IMPACT

OF THE WINE & GRAPE INDUSTRY



NORTHAMPTON COUNTY, PA

TOTAL ECONOMIC IMPACT

200
JOBS

\$7,854,400
WAGES

\$30,256,200
OUTPUT

DIRECT ECONOMIC IMPACT

MANUFACTURING

42

888,200

11,719,200

WINE GRAPE VINEYARDS

5

77,500

187,800

JUICE GRAPE VINEYARDS

0

0

0

WHOLESALE

0

2,200

6,100

RETAIL

2

66,700

176,600

RESEARCH & EDUCATION

0

0

0

TOURISM

76

2,433,700

7,063,900

SUB-TOTAL

125

3,468,300

19,153,600

SUPPLIER ECONOMIC IMPACT

39

2,603,100

6,301,900

INDUCED ECONOMIC IMPACT

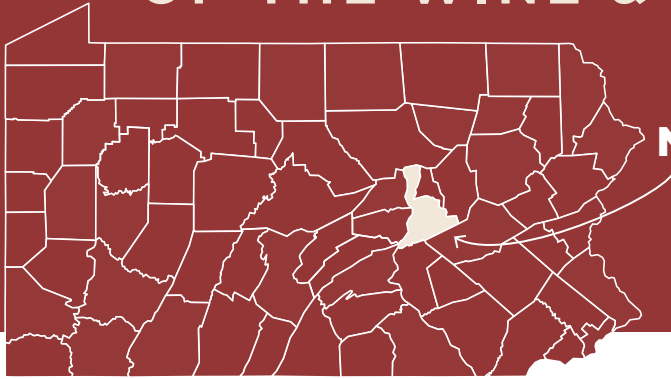
36

1,783,000

4,800,700

ECONOMIC IMPACT

OF THE WINE & GRAPE INDUSTRY



NORTHUMBERLAND COUNTY, PA

TOTAL ECONOMIC IMPACT

132
JOBS

\$4,286,000
WAGES

\$19,443,300
OUTPUT

DIRECT ECONOMIC IMPACT

MANUFACTURING

33

697,900

9,208,000

WINE GRAPE VINEYARDS

2

34,200

82,900

JUICE GRAPE VINEYARDS

0

0

0

WHOLESALE

0

0

0

RETAIL

1

17,400

38,900

RESEARCH & EDUCATION

0

0

0

TOURISM

76

2,419,300

7,022,100

SUB-TOTAL

112

3,168,800

16,351,900

SUPPLIER ECONOMIC IMPACT

12

696,700

1,902,200

INDUCED ECONOMIC IMPACT

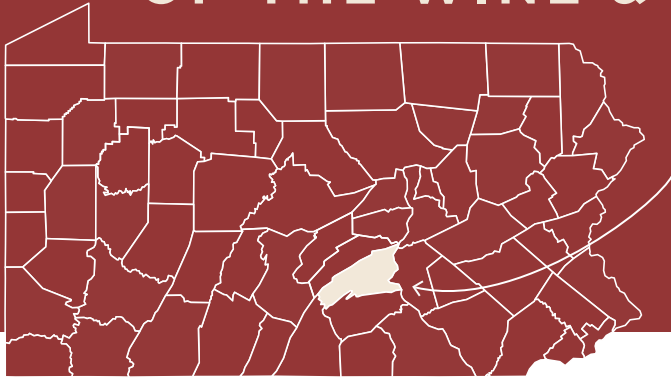
8

420,500

1,189,200

ECONOMIC IMPACT

OF THE WINE & GRAPE INDUSTRY



PERRY COUNTY, PA

TOTAL ECONOMIC IMPACT

80
JOBS

\$2,623,000
WAGES

\$10,192,900
OUTPUT

DIRECT ECONOMIC IMPACT

MANUFACTURING

12

253,800

3,348,400

WINE GRAPE VINEYARDS

1

21,100

51,100

JUICE GRAPE VINEYARDS

0

0

0

WHOLESALE

0

0

100

RETAIL

0

6,100

13,400

RESEARCH & EDUCATION

0

0

0

TOURISM

63

2,025,700

5,879,600

SUB-TOTAL

76

2,306,700

9,292,600

SUPPLIER ECONOMIC IMPACT

2

180,100

527,200

INDUCED ECONOMIC IMPACT

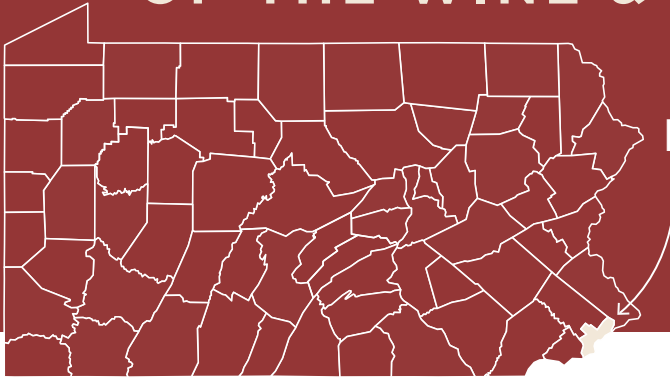
2

136,200

373,100

ECONOMIC IMPACT

OF THE WINE & GRAPE INDUSTRY



PHILADELPHIA COUNTY, PA

TOTAL ECONOMIC IMPACT

500
JOBS

\$29,463,300
WAGES

\$87,302,700
OUTPUT

DIRECT ECONOMIC IMPACT

MANUFACTURING

WINE GRAPE VINEYARDS

JUICE GRAPE VINEYARDS

WHOLESALE

RETAIL

RESEARCH & EDUCATION

TOURISM

SUB-TOTAL

JOBS

WAGES

OUTPUT

6

126,900

1,674,200

0

0

0

0

0

0

0

12,700

35,400

15

436,400

1,064,100

0

0

0

62

1,982,500

5,754,200

83

2,558,500

8,527,900

SUPPLIER ECONOMIC IMPACT

192

14,565,200

40,488,600

INDUCED ECONOMIC IMPACT

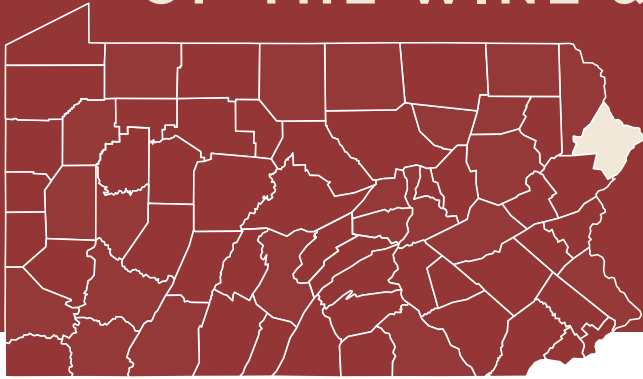
225

12,339,600

38,286,200

ECONOMIC IMPACT

OF THE WINE & GRAPE INDUSTRY



PIKE COUNTY, PA

TOTAL ECONOMIC IMPACT

53

JOBS

\$1,750,200
WAGES

\$6,506,700
OUTPUT

DIRECT ECONOMIC IMPACT

MANUFACTURING

WINE GRAPE VINEYARDS

JUICE GRAPE VINEYARDS

WHOLESALE

RETAIL

RESEARCH & EDUCATION

TOURISM

SUB-TOTAL

JOBS

WAGES

OUTPUT

6

126,900

1,674,200

0

1,000

2,300

0

0

0

0

0

0

0

11,100

28,900

0

0

0

39

1,248,100

3,622,500

45

1,387,100

5,327,900

SUPPLIER ECONOMIC IMPACT

4

182,700

580,500

INDUCED ECONOMIC IMPACT

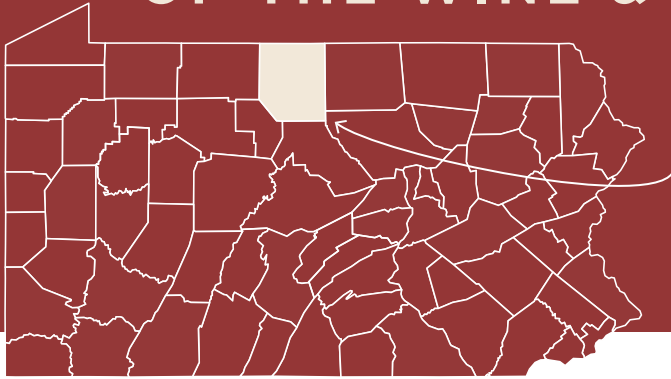
4

180,400

598,300

ECONOMIC IMPACT

OF THE WINE & GRAPE INDUSTRY



POTTER COUNTY, PA

TOTAL ECONOMIC IMPACT

22

JOBS

\$991,400
WAGES

\$3,309,900
OUTPUT

DIRECT ECONOMIC IMPACT

MANUFACTURING

3

63,400

837,100

WINE GRAPE VINEYARDS

0

2,100

5,000

JUICE GRAPE VINEYARDS

0

0

0

WHOLESALE

0

0

0

RETAIL

0

2,600

6,300

RESEARCH & EDUCATION

0

0

0

TOURISM

18

590,400

1,713,700

SUB-TOTAL

21

658,500

2,562,100

SUPPLIER ECONOMIC IMPACT

0

218,400

482,100

INDUCED ECONOMIC IMPACT

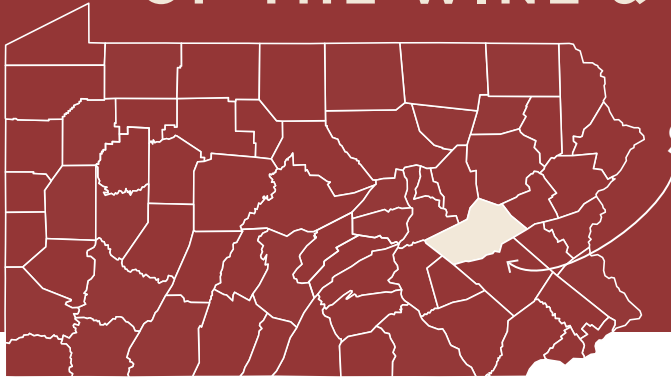
1

114,500

265,700

ECONOMIC IMPACT

OF THE WINE & GRAPE INDUSTRY



SCHUYLKILL COUNTY, PA

TOTAL ECONOMIC IMPACT

159
JOBS

\$5,400,700
WAGES

\$21,064,600
OUTPUT

DIRECT ECONOMIC IMPACT

MANUFACTURING

24

507,600

6,696,700

WINE GRAPE VINEYARDS

4

71,300

172,800

JUICE GRAPE VINEYARDS

0

0

0

WHOLESALE

0

0

0

RETAIL

1

24,600

58,300

RESEARCH & EDUCATION

0

0

0

TOURISM

108

4,054,900

10,017,600

SUB-TOTAL

137

4,054,900

16,945,400

SUPPLIER ECONOMIC IMPACT

10

742,800

2,217,200

INDUCED ECONOMIC IMPACT

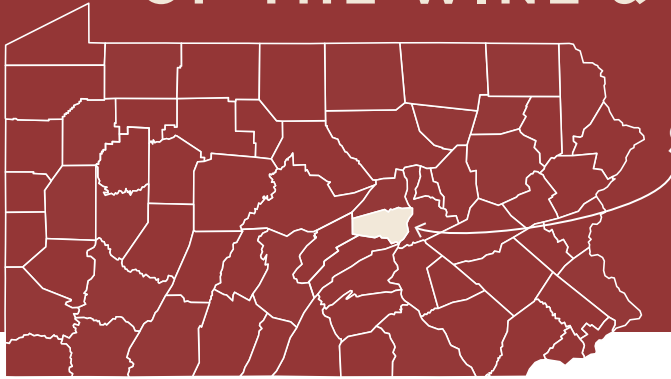
12

603,000

1,902,000

ECONOMIC IMPACT

OF THE WINE & GRAPE INDUSTRY



SNYDER COUNTY, PA

TOTAL ECONOMIC IMPACT

69

JOBS

\$2,504,600

WAGES

\$8,541,800

OUTPUT

DIRECT ECONOMIC IMPACT

MANUFACTURING

8

169,200

2,232,200

WINE GRAPE VINEYARDS

0

0

0

JUICE GRAPE VINEYARDS

0

0

0

WHOLESALE

0

1,100

3,100

RETAIL

0

10,300

24,900

RESEARCH & EDUCATION

0

0

0

TOURISM

49

1,560,100

4,528,100

SUB-TOTAL

57

1,740,700

6,788,300

SUPPLIER ECONOMIC IMPACT

5

422,800

1,016,400

INDUCED ECONOMIC IMPACT

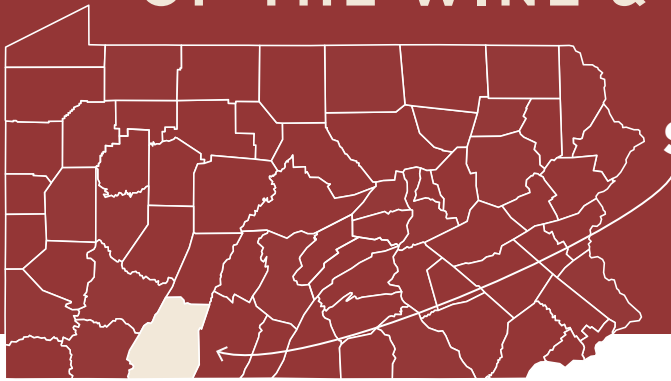
7

341,100

737,100

ECONOMIC IMPACT

OF THE WINE & GRAPE INDUSTRY



SOMERSET COUNTY, PA

TOTAL ECONOMIC IMPACT

64

JOBS

\$2,523,900

WAGES

\$8,157,900

OUTPUT

DIRECT ECONOMIC IMPACT

MANUFACTURING

6

126,900

1,674,200

WINE GRAPE VINEYARDS

1

8,600

20,900

JUICE GRAPE VINEYARDS

0

0

0

WHOLESALE

0

0

0

RETAIL

1

13,600

31,700

RESEARCH & EDUCATION

0

0

0

TOURISM

35

1,118,500

3,246,300

SUB-TOTAL

43

1,267,600

4,973,100

SUPPLIER ECONOMIC IMPACT

10

734,200

1,851,800

INDUCED ECONOMIC IMPACT

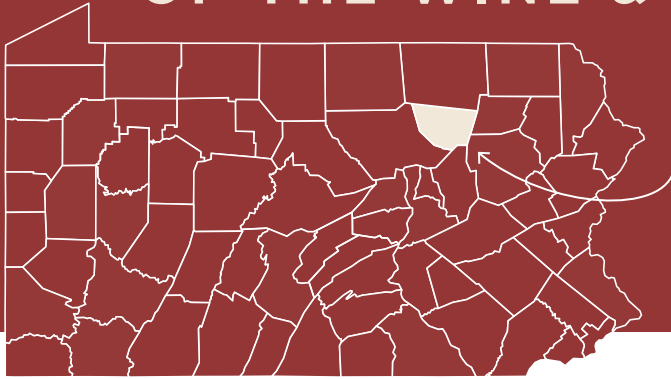
11

522,100

1,333,000

ECONOMIC IMPACT

OF THE WINE & GRAPE INDUSTRY



SULLIVAN COUNTY, PA

TOTAL ECONOMIC IMPACT

46

JOBS

\$1,394,200

WAGES

\$6,801,000

OUTPUT

DIRECT ECONOMIC IMPACT

MANUFACTURING

13

274,900

3,627,400

WINE GRAPE VINEYARDS

2

26,800

65,000

JUICE GRAPE VINEYARDS

0

0

0

WHOLESALE

0

0

0

RETAIL

0

1,900

4,500

RESEARCH & EDUCATION

0

0

0

TOURISM

30

955,300

2,772,600

SUB-TOTAL

45

1,258,900

6,469,500

SUPPLIER ECONOMIC IMPACT

1

91,800

211,800

INDUCED ECONOMIC IMPACT

0

43,500

119,700

ECONOMIC IMPACT

OF THE WINE & GRAPE INDUSTRY



SUSQUEHANNA COUNTY, PA

TOTAL ECONOMIC IMPACT

26

JOBS

\$1,099,800

WAGES

\$3,570,200

OUTPUT

DIRECT ECONOMIC IMPACT

MANUFACTURING

2

42,300

558,100

WINE GRAPE VINEYARDS

0

2,900

7,000

JUICE GRAPE VINEYARDS

0

0

0

WHOLESALE

0

0

100

RETAIL

0

6,900

16,100

RESEARCH & EDUCATION

0

0

0

TOURISM

21

676,800

1,964,500

SUB-TOTAL

23

728,900

2,545,800

SUPPLIER ECONOMIC IMPACT

0

219,400

595,400

INDUCED ECONOMIC IMPACT

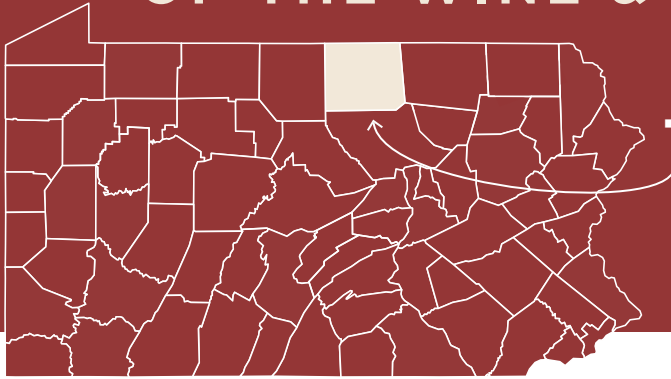
3

151,500

429,000

ECONOMIC IMPACT

OF THE WINE & GRAPE INDUSTRY



TIOGA COUNTY, PA

TOTAL ECONOMIC IMPACT

29

JOBS

\$1,386,500

WAGES

\$3,881,300

OUTPUT

DIRECT ECONOMIC IMPACT

MANUFACTURING

0

0

0

WINE GRAPE VINEYARDS

1

11,500

27,900

JUICE GRAPE VINEYARDS

0

0

0

WHOLESALE

0

0

0

RETAIL

0

8,500

20,200

RESEARCH & EDUCATION

0

0

0

TOURISM

20

633,600

1,839,100

SUB-TOTAL

21

653,600

1,887,200

SUPPLIER ECONOMIC IMPACT

4

486,100

1,283,300

INDUCED ECONOMIC IMPACT

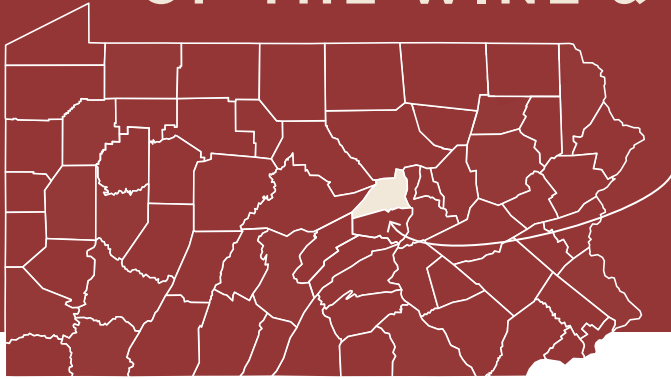
4

246,800

710,800

ECONOMIC IMPACT

OF THE WINE & GRAPE INDUSTRY



UNION COUNTY, PA

TOTAL ECONOMIC IMPACT

65

JOBS

\$2,302,800

WAGES

\$7,786,500

OUTPUT

DIRECT ECONOMIC IMPACT

MANUFACTURING

6

126,900

1,674,200

WINE GRAPE VINEYARDS

2

33,500

81,300

JUICE GRAPE VINEYARDS

0

0

0

WHOLESALE

0

0

0

RETAIL

0

12,200

30,600

RESEARCH & EDUCATION

0

0

0

TOURISM

45

1,425,700

4,138,000

SUB-TOTAL

53

1,598,300

5,924,100

SUPPLIER ECONOMIC IMPACT

7

409,600

1,066,600

INDUCED ECONOMIC IMPACT

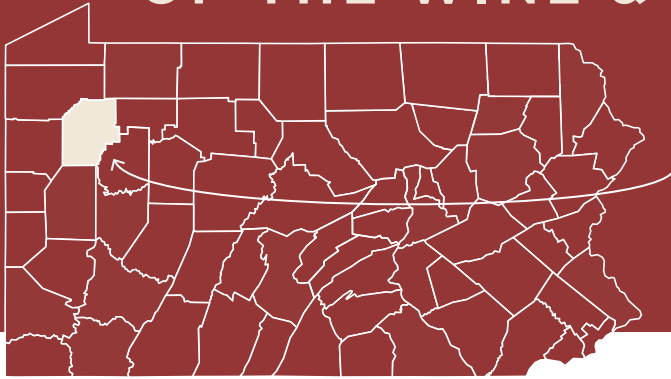
5

294,900

795,800

ECONOMIC IMPACT

OF THE WINE & GRAPE INDUSTRY



VENANGO COUNTY, PA

TOTAL ECONOMIC IMPACT

64

JOBS

\$2,419,000

WAGES

\$6,599,400

OUTPUT

DIRECT ECONOMIC IMPACT

MANUFACTURING

0

0

0

WINE GRAPE VINEYARDS

0

3,800

9,300

JUICE GRAPE VINEYARDS

0

0

0

WHOLESALE

0

0

0

RETAIL

0

11,700

26,300

RESEARCH & EDUCATION

0

0

0

TOURISM

50

1,608,100

4,667,400

SUB-TOTAL

50

1,623,600

4,703,000

SUPPLIER ECONOMIC IMPACT

8

501,600

1,172,200

INDUCED ECONOMIC IMPACT

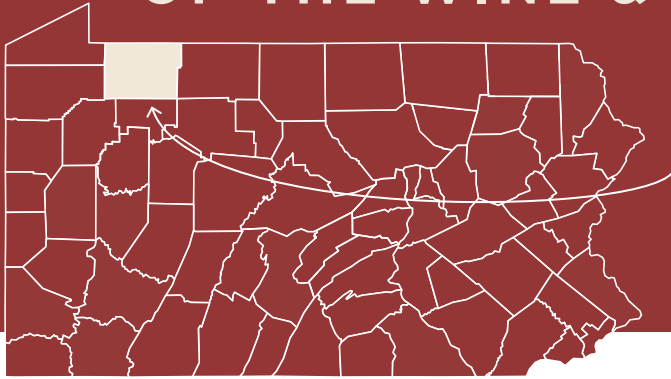
6

293,800

724,200

ECONOMIC IMPACT

OF THE WINE & GRAPE INDUSTRY



WARREN COUNTY, PA

TOTAL ECONOMIC IMPACT

59

JOBS

\$2,708,300

WAGES

\$7,775,600

OUTPUT

DIRECT ECONOMIC IMPACT

MANUFACTURING

4

84,600

1,116,100

WINE GRAPE VINEYARDS

0

4,100

10,000

JUICE GRAPE VINEYARDS

0

0

0

WHOLESALE

0

0

0

RETAIL

0

12,000

25,300

RESEARCH & EDUCATION

0

0

0

TOURISM

35

1,113,700

3,232,400

SUB-TOTAL

39

1,214,400

4,383,800

SUPPLIER ECONOMIC IMPACT

14

1,169,200

2,550,800

INDUCED ECONOMIC IMPACT

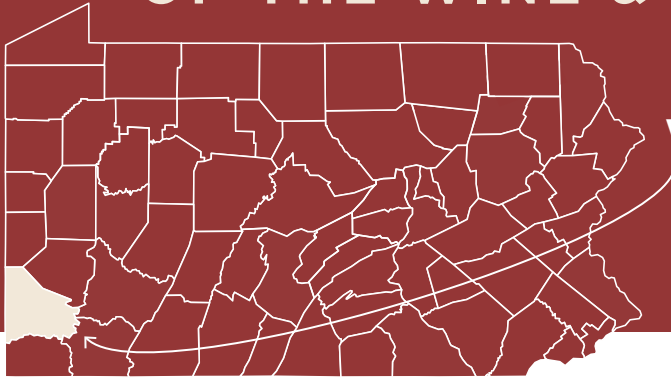
6

324,700

841,000

ECONOMIC IMPACT

OF THE WINE & GRAPE INDUSTRY



WASHINGTON COUNTY, PA

TOTAL ECONOMIC IMPACT

134
JOBS

\$5,467,700
WAGES

\$22,491,800
OUTPUT

DIRECT ECONOMIC IMPACT

MANUFACTURING

34

719,100

9,487,000

WINE GRAPE VINEYARDS

2

25,200

61,000

JUICE GRAPE VINEYARDS

0

0

0

WHOLESALE

0

1,500

4,100

RETAIL

2

60,400

145,500

RESEARCH & EDUCATION

0

0

0

TOURISM

39

1,248,100

3,622,500

SUB-TOTAL

77

2,054,300

13,320,100

SUPPLIER ECONOMIC IMPACT

31

2,102,100

5,419,700

INDUCED ECONOMIC IMPACT

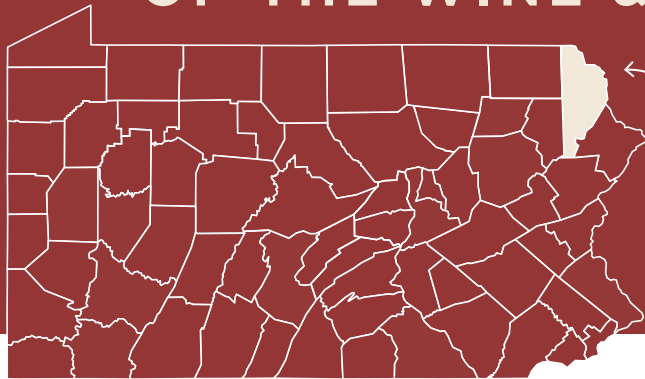
26

1,311,300

3,752,000

ECONOMIC IMPACT

OF THE WINE & GRAPE INDUSTRY



WAYNE COUNTY, PA

TOTAL ECONOMIC IMPACT

57

JOBS

\$2,330,600

WAGES

\$7,247,900

OUTPUT

DIRECT ECONOMIC IMPACT

MANUFACTURING

3

63,400

837,100

WINE GRAPE VINEYARDS

1

15,300

37,200

JUICE GRAPE VINEYARDS

0

0

0

WHOLESALE

0

0

0

RETAIL

0

12,200

31,000

RESEARCH & EDUCATION

0

0

0

TOURISM

40

1,262,500

3,664,300

SUB-TOTAL

44

1,353,400

4,569,600

SUPPLIER ECONOMIC IMPACT

8

686,600

1,902,300

INDUCED ECONOMIC IMPACT

5

290,600

776,000

ECONOMIC IMPACT

OF THE WINE & GRAPE INDUSTRY



WESTMORELAND COUNTY, PA

TOTAL ECONOMIC IMPACT

194
JOBS

\$7,461,900
WAGES

\$31,646,100
OUTPUT

DIRECT ECONOMIC IMPACT

MANUFACTURING

49

1,036,300

13,672,400

WINE GRAPE VINEYARDS

4

69,400

168,300

JUICE GRAPE VINEYARDS

0

0

0

WHOLESALE

0

600

1,700

RETAIL

4

102,300

250,600

RESEARCH & EDUCATION

0

0

0

TOURISM

54

1,728,100

5,015,800

SUB-TOTAL

111

2,936,700

19,108,800

SUPPLIER ECONOMIC IMPACT

40

2,556,300

7,067,200

INDUCED ECONOMIC IMPACT

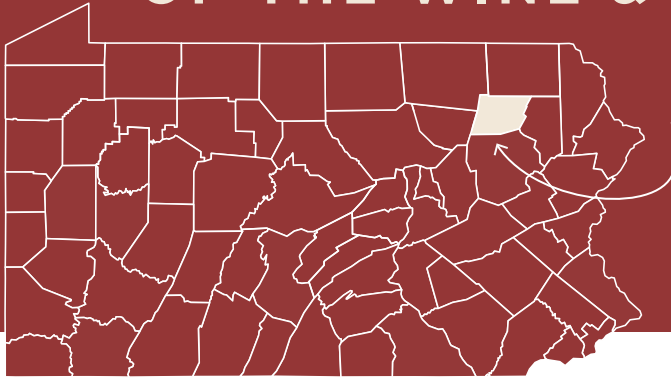
43

1,968,900

5,470,100

ECONOMIC IMPACT

OF THE WINE & GRAPE INDUSTRY



WYOMING COUNTY, PA

TOTAL ECONOMIC IMPACT

45

JOBS

\$1,556,600

WAGES

\$4,947,200

OUTPUT

DIRECT ECONOMIC IMPACT

MANUFACTURING

3

63,400

837,100

WINE GRAPE VINEYARDS

2

25,200

61,000

JUICE GRAPE VINEYARDS

0

0

0

WHOLESALE

0

100

100

RETAIL

0

4,700

11,900

RESEARCH & EDUCATION

0

0

0

TOURISM

31

998,500

2,898,000

SUB-TOTAL

36

1,091,900

3,808,100

SUPPLIER ECONOMIC IMPACT

6

312,900

714,100

INDUCED ECONOMIC IMPACT

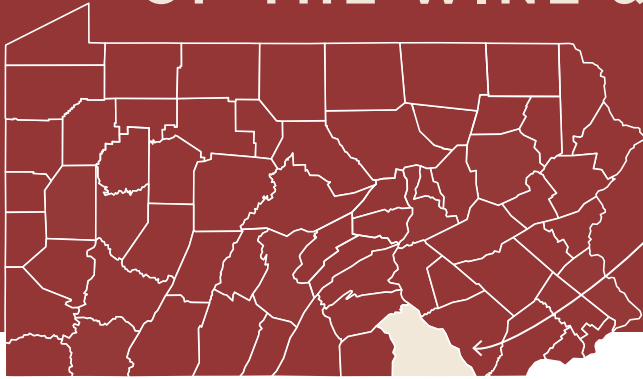
3

151,800

425,000

ECONOMIC IMPACT

OF THE WINE & GRAPE INDUSTRY



YORK COUNTY, PA

TOTAL ECONOMIC IMPACT

261
JOBS

\$10,139,600
WAGES

\$42,398,800
OUTPUT

DIRECT ECONOMIC IMPACT

MANUFACTURING

63

1,332,400

17,578,800

WINE GRAPE VINEYARDS

6

90,000

218,100

JUICE GRAPE VINEYARDS

0

0

0

WHOLESALE

0

100

300

RETAIL

4

99,400

246,800

RESEARCH & EDUCATION

0

0

0

TOURISM

77

2,457,700

7,133,500

SUB-TOTAL

150

3,979,600

25,177,500

SUPPLIER ECONOMIC IMPACT

58

3,665,100

10,195,200

INDUCED ECONOMIC IMPACT

53

2,494,900

7,026,100