



# Economic Impact

## OF THE PENNSYLVANIA WINE AND GRAPE INDUSTRIES 2023

Prepared for the  
PA Wine Marketing & Research Program  
by John Dunham & Associates



- WELCOME TO -

# Pennsylvania Wine Land

Three hundred years ago, William Penn planted a vineyard. From that vineyard, grew an industry - with more than 400 licensed wineries producing more than two million gallons of wine each year (that's more than 10 million bottles).

FROM ANYWHERE IN PA, YOU'RE LESS THAN  
**1 HOUR**  
*from at least one winery*

## DIRECT ECONOMIC IMPACT

**\$1,773,114,200**

## TOTAL TAX IMPACT

**\$526,609,008**

## THE INDUSTRY DIRECTLY CREATES

**10,756  
JOBS**

**\$518.2M  
IN WAGES**

**MILLIONS  
OF VISITORS**

**TO PA WINERIES  
ANNUALLY  
GENERATE**

**\$747M  
IN TOURISM  
REVENUE**

**PENNSYLVANIA IS  
4th  
IN U.S. WINE  
PRODUCTION**

SOURCE: Accompanying 2023 Economic Impact Study of the Pennsylvania Wine & Grape Industries prepared for the Pennsylvania Wine Marketing & Research Program by John Dunham & Associates.

# ECONOMIC IMPACT

## OF THE WINE & GRAPE INDUSTRY

### THE COMMONWEALTH OF PENNSYLVANIA

#### TOTAL ECONOMIC IMPACT

**10,756  
JOBS**

**\$518,241,500  
WAGES**

**\$1,773,114,200  
OUTPUT**

#### DIRECT ECONOMIC IMPACT

##### JOBS

##### WAGES

##### OUTPUT

WINERIES

2,178

\$148,180,400

\$710,913,100

JUICE PRODUCTION

380

\$27,377,400

\$224,002,300

WINE GRAPE VINEYARDS

125

\$6,660,600

\$15,245,100

JUICE GRAPE VINEYARDS

444

\$23,658,500

\$54,150,700

WHOLESALE

5

\$503,000

\$2,075,300

RETAIL

191

\$6,789,200

\$16,176,800

RESEARCH & EDUCATION

13

\$1,571,200

\$3,482,800

TOURISM

7420

\$303,501,200

\$747,068,100

**SUB-TOTAL**

**10,756**

**\$518,241,500**

**\$1,773,114,200**

#### SUPPLIER ECONOMIC IMPACT

4,404

\$346,751,700

\$998,510,800

#### INDUCED ECONOMIC IMPACT

5,930

\$376,021,100

\$1,020,168,700

#### TAX IMPACT

##### CONSUMPTION

##### BUSINESS

##### TOTAL

FEDERAL

\$9,269,840

\$327,541,300

\$336,811,140

STATE

\$15,288,268

\$174,509,600

\$189,797,868

**SUB-TOTAL**

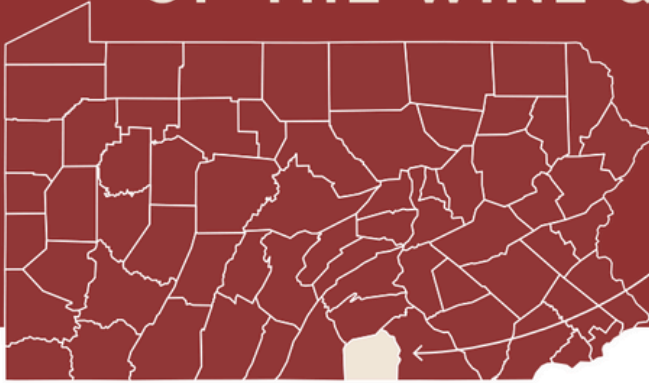
**\$24,558,108**

**\$502,050,900**

**\$526,609,008**

# ECONOMIC IMPACT

## OF THE WINE & GRAPE INDUSTRY



**ADAMS COUNTY, PA**

### TOTAL ECONOMIC IMPACT

**223  
JOBS**

**\$11,516,600  
WAGES**

**\$36,884,300  
OUTPUT**

### DIRECT ECONOMIC IMPACT

**JOBS**

**WAGES**

**OUTPUT**

**WINERIES**

29

\$1,973,000

\$9,456,800

**JUICE PRODUCTION**

0

\$0

\$0

**WINE GRAPE VINEYARDS**

0

\$0

\$0

**JUICE GRAPE VINEYARDS**

0

\$0

\$0

**WHOLESALE**

0

\$0

\$0

**RETAIL**

1

\$54,800

\$126,400

**RESEARCH & EDUCATION**

0

\$0

\$0

**TOURISM**

104

\$4,262,500

\$10,492,200

**SUB-TOTAL**

134

\$6,290,300

\$20,084,400

### SUPPLIER ECONOMIC IMPACT

52

\$3,051,500

\$10,814,500

### INDUCED ECONOMIC IMPACT

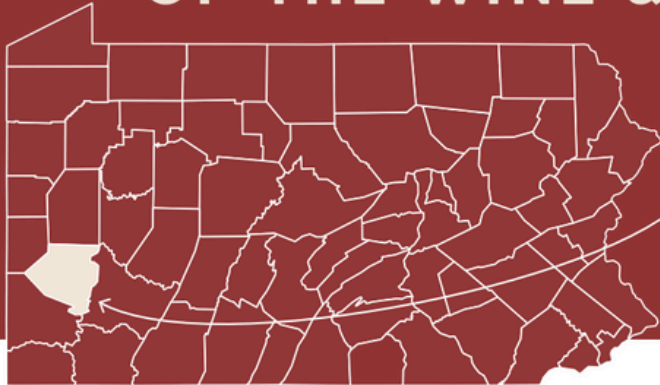
37

\$2,174,800

\$5,985,400

# ECONOMIC IMPACT

## OF THE WINE & GRAPE INDUSTRY



**ALLEGHENY COUNTY, PA**

### TOTAL ECONOMIC IMPACT

**1,636  
JOBS**

**\$117,824,000  
WAGES**

**\$329,147,400  
OUTPUT**

### DIRECT ECONOMIC IMPACT

#### JOBS

#### WAGES

#### OUTPUT

WINERIES	150	\$10,205,300	\$49,961,000
JUICE PRODUCTION	0	\$0	\$0
WINE GRAPE VINEYARDS	0	\$0	\$0
JUICE GRAPE VINEYARDS	0	\$0	\$0
WHOLESALE	1	\$59,400	\$245,100
RETAIL	27	\$945,600	\$2,276,900
RESEARCH & EDUCATION	0	\$0	\$0
TOURISM	88	\$3,606,800	\$8,878,000
<b>SUB-TOTAL</b>	<b>266</b>	<b>\$14,817,100</b>	<b>\$60,361,000</b>

### SUPPLIER ECONOMIC IMPACT

591

\$51,035,300

\$132,711,400

### INDUCED ECONOMIC IMPACT

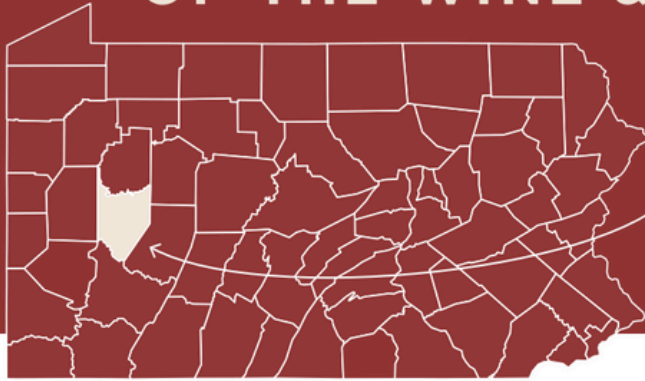
779

\$51,971,600

\$136,075,000

# ECONOMIC IMPACT

## OF THE WINE & GRAPE INDUSTRY



**ARMSTRONG COUNTY, PA**

### TOTAL ECONOMIC IMPACT

**154  
JOBS**

**\$7,249,700  
WAGES**

**\$20,012,100  
OUTPUT**

### DIRECT ECONOMIC IMPACT

**JOBS**

**WAGES**

**OUTPUT**

**WINERIES**

**3**

**\$204,100**

**\$979,200**

**JUICE PRODUCTION**

**0**

**\$0**

**\$0**

**WINE GRAPE VINEYARDS**

**0**

**\$0**

**\$0**

**JUICE GRAPE VINEYARDS**

**0**

**\$0**

**\$0**

**WHOLESALE**

**0**

**\$0**

**\$0**

**RETAIL**

**1**

**\$25,700**

**\$60,200**

**RESEARCH & EDUCATION**

**0**

**\$0**

**\$0**

**TOURISM**

**117**

**\$4,768,400**

**\$11,737,400**

**SUB-TOTAL**

**121**

**\$4,998,200**

**\$12,776,800**

### SUPPLIER ECONOMIC IMPACT

**14**

**\$1,117,800**

**\$4,034,400**

### INDUCED ECONOMIC IMPACT

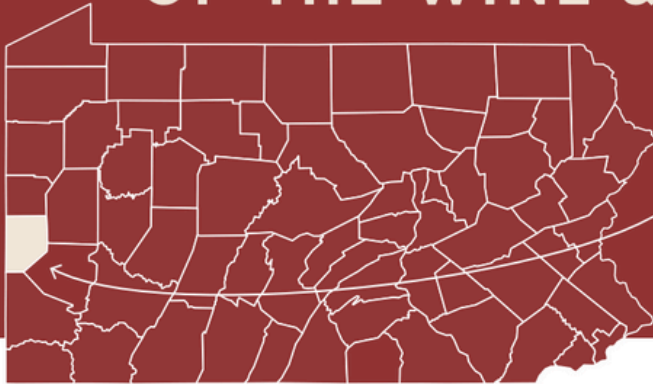
**19**

**\$1,133,700**

**\$3,200,900**

# ECONOMIC IMPACT

## OF THE WINE & GRAPE INDUSTRY



### BEAVER COUNTY, PA

#### TOTAL ECONOMIC IMPACT

**184  
JOBS**

**\$9,694,200  
WAGES**

**\$27,468,800  
OUTPUT**

#### DIRECT ECONOMIC IMPACT

#### JOBS

#### WAGES

#### OUTPUT

WINERIES

5

\$340,200

\$1,632,200

JUICE PRODUCTION

0

\$0

\$0

WINE GRAPE VINEYARDS

0

\$0

\$0

JUICE GRAPE VINEYARDS

0

\$0

\$0

WHOLESALE

0

\$0

\$0

RETAIL

2

\$81,100

\$189,300

RESEARCH & EDUCATION

0

\$0

\$0

TOURISM

83

\$3,391,300

\$8,347,600

**SUB-TOTAL**

**90**

**\$3,812,600**

**\$10,168,900**

#### SUPPLIER ECONOMIC IMPACT

36

\$2,690,700

\$8,670,900

#### INDUCED ECONOMIC IMPACT

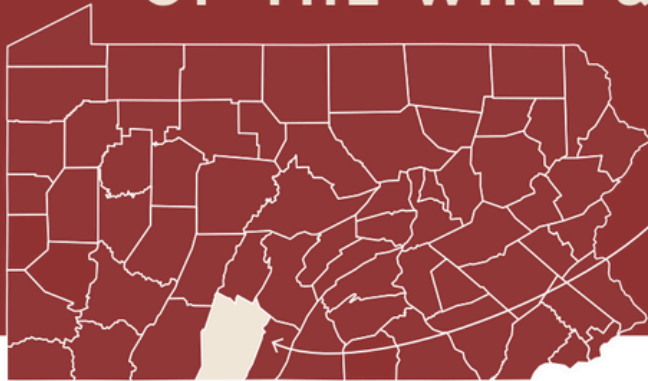
54

\$3,190,900

\$8,629,000

# ECONOMIC IMPACT

## OF THE WINE & GRAPE INDUSTRY



**BEDFORD COUNTY, PA**

### TOTAL ECONOMIC IMPACT

**86  
JOBS**

**\$4,789,200  
WAGES**

**\$217,367,900  
OUTPUT**

### DIRECT ECONOMIC IMPACT

**JOBS**

**WAGES**

**OUTPUT**

**WINERIES**

6

\$408,200

\$1,958,400

**JUICE PRODUCTION**

0

\$0

\$0

**WINE GRAPE VINEYARDS**

0

\$0

\$0

**JUICE GRAPE VINEYARDS**

0

\$0

\$0

**WHOLESALE**

0

\$0

\$0

**RETAIL**

1

\$28,900

\$65,600

**RESEARCH & EDUCATION**

0

\$0

\$0

**TOURISM**

42

\$1,705,000

\$4,196,900

**SUB-TOTAL**

49

\$2,142,100

\$6,220,900

### SUPPLIER ECONOMIC IMPACT

23

\$1,598,300

\$7,147,100

### INDUCED ECONOMIC IMPACT

14

\$1,048,800

\$3,999,900



# ECONOMIC IMPACT

## OF THE WINE & GRAPE INDUSTRY



**BERKS COUNTY, PA**

### TOTAL ECONOMIC IMPACT

**725  
JOBS**

**\$40,031,100  
WAGES**

**\$119,862,500  
OUTPUT**

### DIRECT ECONOMIC IMPACT

**JOBS**

**WAGES**

**OUTPUT**

**WINERIES**

**97**

**\$6,599,400**

**\$31,661,400**

**JUICE PRODUCTION**

**0**

**\$0**

**\$0**

**WINE GRAPE VINEYARDS**

**4**

**\$213,100**

**\$487,800**

**JUICE GRAPE VINEYARDS**

**0**

**\$0**

**\$0**

**WHOLESALE**

**0**

**\$0**

**\$0**

**RETAIL**

**5**

**\$181,500**

**\$435,500**

**RESEARCH & EDUCATION**

**0**

**\$0**

**\$0**

**TOURISM**

**303**

**\$12,384,700**

**\$30,485,000**

**SUB-TOTAL**

**409**

**\$19,378,700**

**\$63,069,700**

### SUPPLIER ECONOMIC IMPACT

**140**

**\$9,875,600**

**\$28,605,200**

### INDUCED ECONOMIC IMPACT

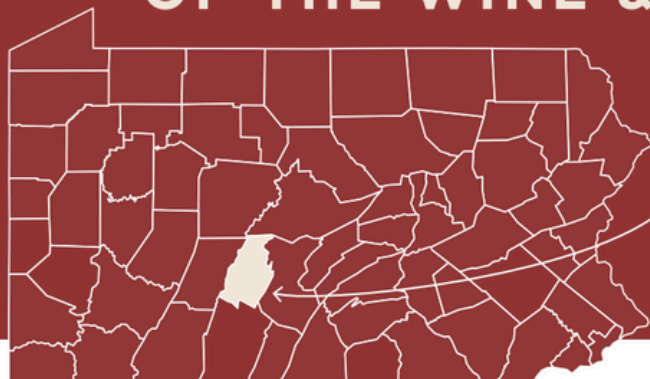
**176**

**\$10,776,800**

**\$28,187,600**

# ECONOMIC IMPACT

## OF THE WINE & GRAPE INDUSTRY



### BLAIR COUNTY, PA

#### TOTAL ECONOMIC IMPACT

**168  
JOBS**

**\$10,119,700  
WAGES**

**\$26,263,200  
OUTPUT**

#### DIRECT ECONOMIC IMPACT

**JOBS**

**WAGES**

**OUTPUT**

**WINERIES**

**3**

**\$204,100**

**\$979,200**

**JUICE PRODUCTION**

**0**

**\$0**

**\$0**

**WINE GRAPE VINEYARDS**

**0**

**\$0**

**\$0**

**JUICE GRAPE VINEYARDS**

**0**

**\$0**

**\$0**

**WHOLESALE**

**0**

**\$0**

**\$0**

**RETAIL**

**2**

**\$73,900**

**\$177,300**

**RESEARCH & EDUCATION**

**0**

**\$0**

**\$0**

**TOURISM**

**44**

**\$1,808,100**

**\$4,450,500**

**SUB-TOTAL**

**49**

**\$2,086,100**

**\$5,607,000**

#### SUPPLIER ECONOMIC IMPACT

**53**

**\$4,013,100**

**\$10,752,000**

#### INDUCED ECONOMIC IMPACT

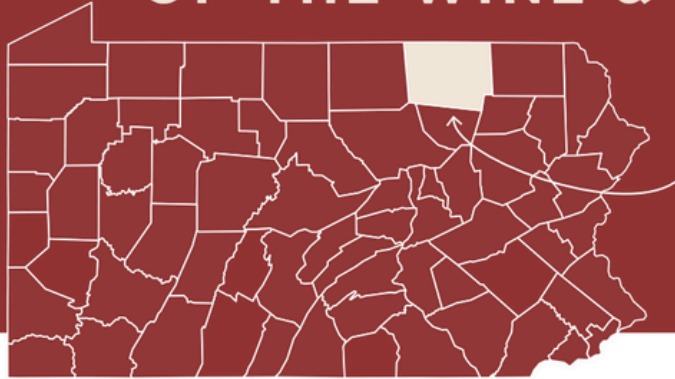
**66**

**\$4,020,500**

**\$9,904,200**

# ECONOMIC IMPACT

## OF THE WINE & GRAPE INDUSTRY



### BRADFORD COUNTY, PA

#### TOTAL ECONOMIC IMPACT

**108  
JOBS**

**\$6,422,800  
WAGES**

**\$20,472,700  
OUTPUT**

#### DIRECT ECONOMIC IMPACT

##### JOBS

##### WAGES

##### OUTPUT

WINERIES

29

\$1,973,000

\$9,465,800

JUICE PRODUCTION

0

\$0

\$0

WINE GRAPE VINEYARDS

0

\$0

\$0

JUICE GRAPE VINEYARDS

0

\$0

\$0

WHOLESALE

0

\$0

\$0

RETAIL

0

\$17,200

\$40,900

RESEARCH & EDUCATION

0

\$0

\$0

TOURISM

40

\$1,639,400

\$4,035,500

**SUB-TOTAL**

**69**

**\$3,629,600**

**\$13,542,200**

#### SUPPLIER ECONOMIC IMPACT

19

\$1,354,200

\$3,497,900

#### INDUCED ECONOMIC IMPACT

20

\$1,439,000

\$3,432,600

# ECONOMIC IMPACT

## OF THE WINE & GRAPE INDUSTRY



### BUCKS COUNTY, PA

#### TOTAL ECONOMIC IMPACT

**836**  
**JOBS**

**\$50,586,700**  
**WAGES**

**\$155,693,700**  
**OUTPUT**

#### DIRECT ECONOMIC IMPACT

##### JOBS

##### WAGES

##### OUTPUT

WINERIES

111

\$7,551,900

\$36,231,100

JUICE PRODUCTION

0

\$0

\$0

WINE GRAPE VINEYARDS

0

\$0

\$0

JUICE GRAPE VINEYARDS

0

\$0

\$0

WHOLESALE

0

\$9,900

\$40,900

RETAIL

10

\$359,700

\$851,900

RESEARCH & EDUCATION

0

\$0

\$0

TOURISM

199

\$8,150,300

\$20,062,000

**SUB-TOTAL**

**320**

**\$16,071,800**

**\$57,185,900**

#### SUPPLIER ECONOMIC IMPACT

220

\$16,318,100

\$49,127,400

#### INDUCED ECONOMIC IMPACT

296

\$18,196,800

\$49,380,400

# ECONOMIC IMPACT

## OF THE WINE & GRAPE INDUSTRY



### BUTLER COUNTY, PA

#### TOTAL ECONOMIC IMPACT

**270  
JOBS**

**\$15,167,300  
WAGES**

**\$44,778,700  
OUTPUT**

#### DIRECT ECONOMIC IMPACT

##### JOBS

##### WAGES

##### OUTPUT

WINERIES	30	\$2,041,100	\$9,792,200
JUICE PRODUCTION	0	\$0	\$0
WINE GRAPE VINEYARDS	0	\$0	\$0
JUICE GRAPE VINEYARDS	0	\$0	\$0
WHOLESALE	0	\$0	\$0
RETAIL	3	\$103,600	\$253,100
RESEARCH & EDUCATION	0	\$0	\$0
TOURISM	91	\$3,719,200	\$9,154,700
<b>SUB-TOTAL</b>	<b>124</b>	<b>\$5,863,900</b>	<b>\$19,200,000</b>

#### SUPPLIER ECONOMIC IMPACT

60

\$4,396,000

\$12,864,000

#### INDUCED ECONOMIC IMPACT

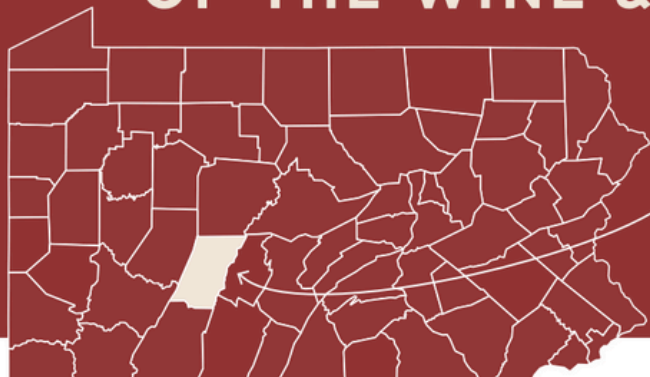
86

\$4,907,400

\$12,714,700

# ECONOMIC IMPACT

## OF THE WINE & GRAPE INDUSTRY



**CAMBRIA COUNTY, PA**

### TOTAL ECONOMIC IMPACT

**179  
JOBS**

**\$11,022,900  
WAGES**

**\$31,019,200  
OUTPUT**

### DIRECT ECONOMIC IMPACT

**JOBS**

**WAGES**

**OUTPUT**

**WINERIES**

12

\$816,400

\$3,916,900

**JUICE PRODUCTION**

0

\$0

\$0

**WINE GRAPE VINEYARDS**

0

\$0

\$0

**JUICE GRAPE VINEYARDS**

0

\$0

\$0

**WHOLESALE**

0

\$0

\$0

**RETAIL**

2

\$61,700

\$146,500

**RESEARCH & EDUCATION**

0

\$0

\$0

**TOURISM**

68

\$2,782,400

\$6,848,800

**SUB-TOTAL**

82

\$3,660,500

\$10,912,200

### SUPPLIER ECONOMIC IMPACT

44

\$3,976,100

\$11,194,600

### INDUCED ECONOMIC IMPACT

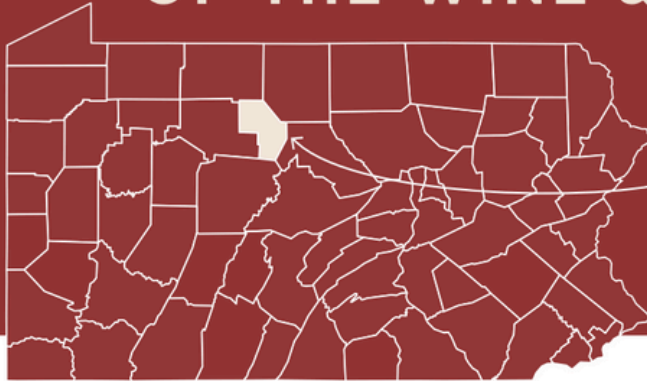
53

\$3,386,300

\$8,912,400

# ECONOMIC IMPACT

## OF THE WINE & GRAPE INDUSTRY



### CAMERON COUNTY, PA

#### TOTAL ECONOMIC IMPACT

**40  
JOBS**

**\$1,808,700  
WAGES**

**\$4,856,400  
OUTPUT**

#### DIRECT ECONOMIC IMPACT

##### JOBS

##### WAGES

##### OUTPUT

WINERIES

2

\$136,100

\$652,800

JUICE PRODUCTION

0

\$0

\$0

WINE GRAPE VINEYARDS

0

\$0

\$0

JUICE GRAPE VINEYARDS

0

\$0

\$0

WHOLESALE

0

\$0

\$0

RETAIL

0

\$2,200

\$5,200

RESEARCH & EDUCATION

0

\$0

\$0

TOURISM

37

\$1,498,900

\$3,689,600

**SUB-TOTAL**

**39**

**\$1,637,200**

**\$4,347,600**

#### SUPPLIER ECONOMIC IMPACT

0

\$101,600

\$324,800

#### INDUCED ECONOMIC IMPACT

1

\$69,900

\$184,000

# ECONOMIC IMPACT

## OF THE WINE & GRAPE INDUSTRY



### CARBON COUNTY, PA

#### TOTAL ECONOMIC IMPACT

**227  
JOBS**

**\$10,679,100  
WAGES**

**\$3,490,400  
OUTPUT**

#### DIRECT ECONOMIC IMPACT

#### JOBS

#### WAGES

#### OUTPUT

WINERIES

13

\$884,500

\$4,243,300

JUICE PRODUCTION

0

\$0

\$0

WINE GRAPE VINEYARDS

0

\$0

\$0

JUICE GRAPE VINEYARDS

0

\$0

\$0

WHOLESALE

0

\$0

\$0

RETAIL

1

\$30,300

\$67,700

RESEARCH & EDUCATION

0

\$0

\$0

TOURISM

179

\$7,316,600

\$18,009,700

**SUB-TOTAL**

**193**

**48,231,400**

**\$22,320,700**

#### SUPPLIER ECONOMIC IMPACT

14

\$1,174,200

\$3,266,800

#### INDUCED ECONOMIC IMPACT

20

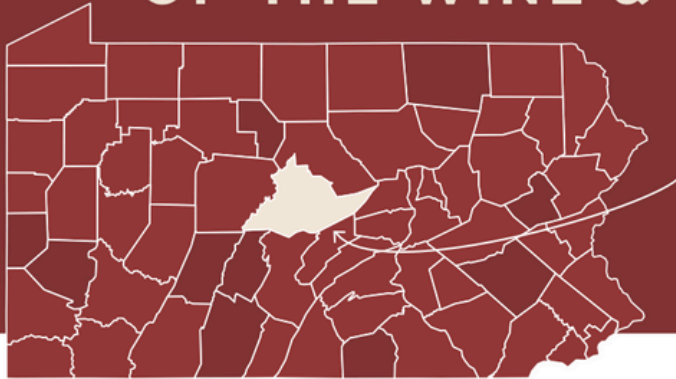
\$1,273,500

\$3,490,400



# ECONOMIC IMPACT

## OF THE WINE & GRAPE INDUSTRY



**CENTRE COUNTY, PA**

### TOTAL ECONOMIC IMPACT

**243  
JOBS**

**\$14,629,400  
WAGES**

**\$40,959,100  
OUTPUT**

### DIRECT ECONOMIC IMPACT

**JOBS**

**WAGES**

**OUTPUT**

**WINERIES**

26

\$1,768,900

\$8,486,600

**JUICE PRODUCTION**

0

\$0

\$0

**WINE GRAPE VINEYARDS**

0

\$0

\$0

**JUICE GRAPE VINEYARDS**

0

\$0

\$0

**WHOLESALE**

0

\$0

\$0

**RETAIL**

3

\$122,700

\$295,000

**RESEARCH & EDUCATION**

13

\$1,571,200

\$3,482,800

**TOURISM**

79

\$3,241,400

\$7,978,700

**SUB-TOTAL**

121

\$6,704,200

\$20,243,100

### SUPPLIER ECONOMIC IMPACT

44

\$3,364,700

\$8,999,400

### INDUCED ECONOMIC IMPACT

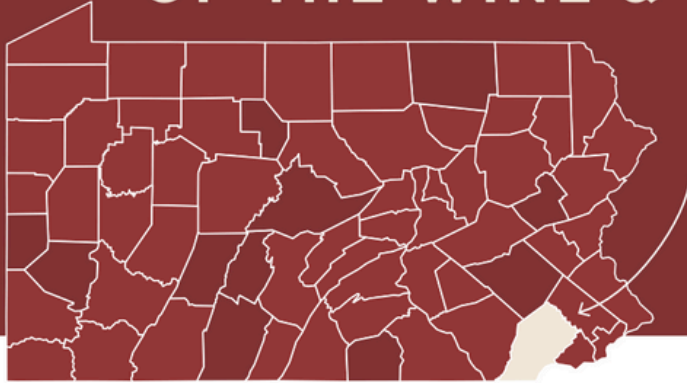
78

\$4,560,500

\$11,716,600

# ECONOMIC IMPACT

## OF THE WINE & GRAPE INDUSTRY



**CHESTER COUNTY, PA**

### TOTAL ECONOMIC IMPACT

**904  
JOBS**

**\$54,722,600  
WAGES**

**\$177,288,300  
OUTPUT**

### DIRECT ECONOMIC IMPACT

**JOBS**

**WAGES**

**OUTPUT**

**WINERIES**

154

\$10,477,400

\$50,266,600

**JUICE PRODUCTION**

0

\$0

\$0

**WINE GRAPE VINEYARDS**

0

\$0

\$0

**JUICE GRAPE VINEYARDS**

0

\$0

\$0

**WHOLESALE**

0

\$11,900

\$49,000

**RETAIL**

8

\$278,300

\$658,200

**RESEARCH & EDUCATION**

0

\$0

\$0

**TOURISM**

257

\$10,520,500

\$25,896,100

**SUB-TOTAL**

419

\$21,288,100

\$76,869,900

### SUPPLIER ECONOMIC IMPACT

214

\$15,606,100

\$46,721,200

### INDUCED ECONOMIC IMPACT

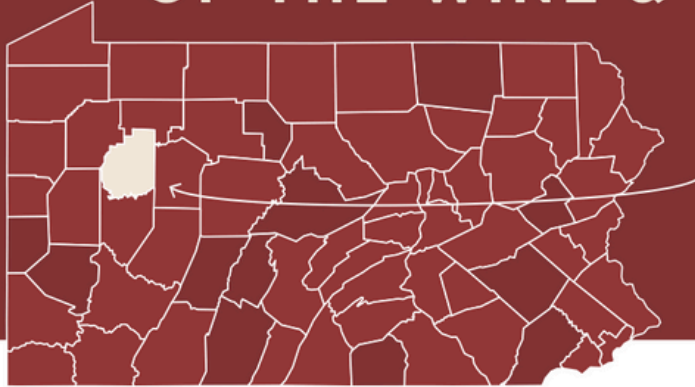
271

\$17,828,400

\$53,697,200

# ECONOMIC IMPACT

## OF THE WINE & GRAPE INDUSTRY



**CLARION COUNTY, PA**

### TOTAL ECONOMIC IMPACT

**145  
JOBS**

**\$7,346,400  
WAGES**

**\$22,631,400  
OUTPUT**

### DIRECT ECONOMIC IMPACT

**JOBS**

**WAGES**

**OUTPUT**

**WINERIES**

**24**

**\$1,632,800**

**\$7,833,800**

**JUICE PRODUCTION**

**0**

**\$0**

**\$0**

**WINE GRAPE VINEYARDS**

**0**

**\$0**

**\$0**

**JUICE GRAPE VINEYARDS**

**0**

**\$0**

**\$0**

**WHOLESALE**

**0**

**\$0**

**\$0**

**RETAIL**

**1**

**\$19,000**

**\$45,500**

**RESEARCH & EDUCATION**

**0**

**\$0**

**\$0**

**TOURISM**

**95**

**\$3,887,800**

**\$9,569,800**

**SUB-TOTAL**

**120**

**\$5,539,600**

**\$17,449,100**

### SUPPLIER ECONOMIC IMPACT

**10**

**\$867,400**

**\$2,670,500**

### INDUCED ECONOMIC IMPACT

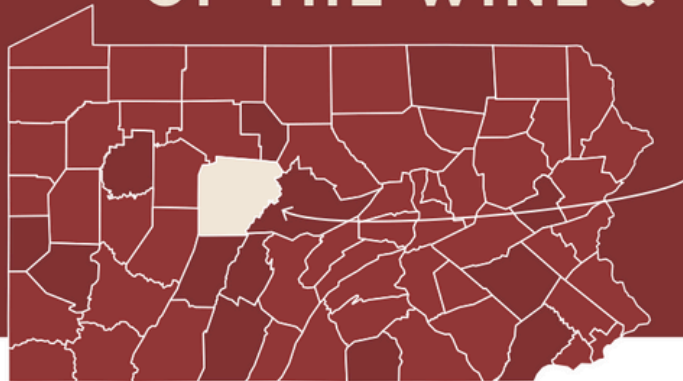
**15**

**\$939,400**

**\$2,511,800**

# ECONOMIC IMPACT

## OF THE WINE & GRAPE INDUSTRY



**CLEARFIELD COUNTY, PA**

### TOTAL ECONOMIC IMPACT

**167  
JOBS**

**\$9,658,700  
WAGES**

**\$31,293,100  
OUTPUT**

### DIRECT ECONOMIC IMPACT

**JOBS**

**WAGES**

**OUTPUT**

**WINERIES**

**44**

**\$2,993,500**

**\$14,361,900**

**JUICE PRODUCTION**

**0**

**\$0**

**\$0**

**WINE GRAPE VINEYARDS**

**4**

**\$213,100**

**\$487,800**

**JUICE GRAPE VINEYARDS**

**0**

**\$0**

**\$0**

**WHOLESALE**

**0**

**\$0**

**\$0**

**RETAIL**

**1**

**\$31,900**

**\$77,600**

**RESEARCH & EDUCATION**

**0**

**\$0**

**\$0**

**TOURISM**

**57**

**\$2,313,900**

**\$5,695,800**

**SUB-TOTAL**

**106**

**\$5,552,400**

**\$20,623,100**

### SUPPLIER ECONOMIC IMPACT

**29**

**\$2,029,100**

**\$5,506,000**

### INDUCED ECONOMIC IMPACT

**32**

**\$2,077,200**

**\$5,164,000**

# ECONOMIC IMPACT

## OF THE WINE & GRAPE INDUSTRY



**CLINTON COUNTY, PA**

### TOTAL ECONOMIC IMPACT

**94  
JOBS**

**\$4,361,800  
WAGES**

**\$11,836,600  
OUTPUT**

### DIRECT ECONOMIC IMPACT

**JOBS**

**WAGES**

**OUTPUT**

**WINERIES**

**3**

**\$204,100**

**\$979,200**

**JUICE PRODUCTION**

**0**

**\$0**

**\$0**

**WINE GRAPE VINEYARDS**

**0**

**\$0**

**\$0**

**JUICE GRAPE VINEYARDS**

**0**

**\$0**

**\$0**

**WHOLESALE**

**0**

**\$0**

**\$0**

**RETAIL**

**0**

**\$12,100**

**\$28,700**

**RESEARCH & EDUCATION**

**0**

**\$0**

**\$0**

**TOURISM**

**75**

**\$3,063,400**

**\$7,540,600**

**SUB-TOTAL**

**78**

**\$3,279,600**

**\$8,548,500**

### SUPPLIER ECONOMIC IMPACT

**6**

**\$466,400**

**\$1,495,400**

### INDUCED ECONOMIC IMPACT

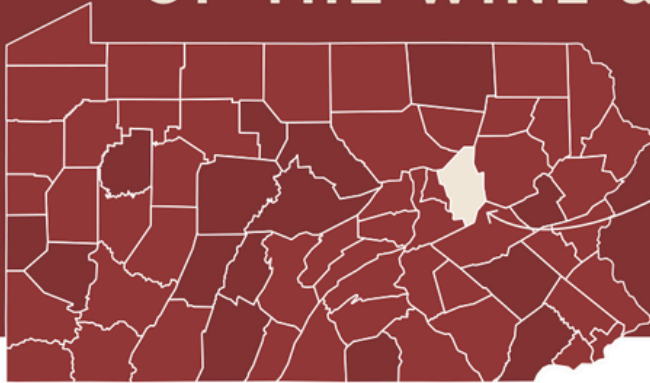
**10**

**\$615,800**

**\$1,792,700**

# ECONOMIC IMPACT

## OF THE WINE & GRAPE INDUSTRY



**COLUMBIA COUNTY, PA**

### TOTAL ECONOMIC IMPACT

**225  
JOBS**

**\$10,411,200  
WAGES**

**\$28,047,000  
OUTPUT**

### DIRECT ECONOMIC IMPACT

#### JOBS

#### WAGES

#### OUTPUT

WINERIES	12	\$816,400	\$3,916,900
JUICE PRODUCTION	0	\$0	\$0
WINE GRAPE VINEYARDS	0	\$0	\$0
JUICE GRAPE VINEYARDS	0	\$0	\$0
WHOLESALE	0	\$0	\$0
RETAIL	1	\$30,700	\$74,500
RESEARCH & EDUCATION	0	\$0	\$0
TOURISM	176	\$7,194,800	\$17,709,900
<b>SUB-TOTAL</b>	<b>189</b>	<b>\$8,041,900</b>	<b>\$21,701,300</b>

### SUPPLIER ECONOMIC IMPACT

15

\$1,148,900

\$3,136,200

### INDUCED ECONOMIC IMPACT

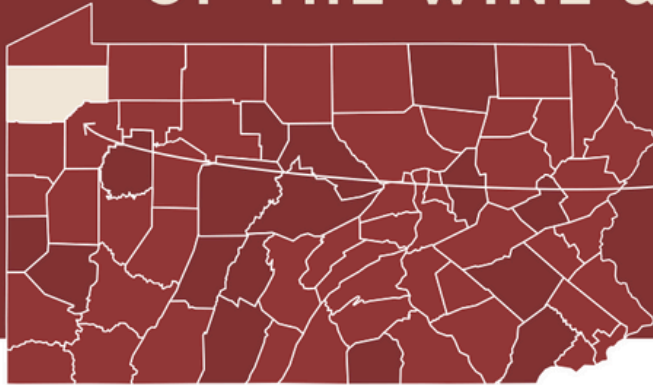
21

\$1,220,400

\$3,219,500

# ECONOMIC IMPACT

## OF THE WINE & GRAPE INDUSTRY



**CRAWFORD COUNTY, PA**

### TOTAL ECONOMIC IMPACT

**122  
JOBS**

**\$6,563,700  
WAGES**

**\$19,835,000  
OUTPUT**

### DIRECT ECONOMIC IMPACT

**JOBS**

**WAGES**

**OUTPUT**

**WINERIES**

19

\$1,292,700

\$6,201,700

**JUICE PRODUCTION**

0

\$0

\$0

**WINE GRAPE VINEYARDS**

0

\$0

\$0

**JUICE GRAPE VINEYARDS**

0

\$0

\$0

**WHOLESALE**

0

\$0

\$0

**RETAIL**

1

\$39,600

\$92,700

**RESEARCH & EDUCATION**

0

\$0

\$0

**TOURISM**

61

\$2,491,900

\$6,133,900

**SUB-TOTAL**

81

\$3,824,200

\$12,428,300

### SUPPLIER ECONOMIC IMPACT

17

\$1,213,000

\$3,483,900

### INDUCED ECONOMIC IMPACT

24

\$1,526,500

\$3,922,800

# ECONOMIC IMPACT

## OF THE WINE & GRAPE INDUSTRY



**CUMBERLAND COUNTY, PA**

### TOTAL ECONOMIC IMPACT

**388  
JOBS**

**\$22,938,600  
WAGES**

**\$61,251,400  
OUTPUT**

### DIRECT ECONOMIC IMPACT

**JOBS**

**WAGES**

**OUTPUT**

**WINERIES**

6

\$408,200

\$1,958,400

**JUICE PRODUCTION**

0

\$0

\$0

**WINE GRAPE VINEYARDS**

0

\$0

\$0

**JUICE GRAPE VINEYARDS**

0

\$0

\$0

**WHOLESALE**

0

\$0

\$0

**RETAIL**

4

\$136,800

\$328,600

**RESEARCH & EDUCATION**

0

\$0

\$0

**TOURISM**

137

\$5,611,500

\$13,812,800

**SUB-TOTAL**

147

\$6,156,500

\$16,099,800

### SUPPLIER ECONOMIC IMPACT

113

\$8,617,600

\$23,388,700

### INDUCED ECONOMIC IMPACT

128

\$8,164,500

\$21,762,900



# ECONOMIC IMPACT

## OF THE WINE & GRAPE INDUSTRY



**DAUPHIN COUNTY, PA**

### TOTAL ECONOMIC IMPACT

**567  
JOBS**

**\$33,952,400  
WAGES**

**\$103,585,000  
OUTPUT**

### DIRECT ECONOMIC IMPACT

**JOBS**

**WAGES**

**OUTPUT**

**WINERIES**

**47**

**\$3,197,600**

**\$15,341,100**

**JUICE PRODUCTION**

**0**

**\$0**

**\$0**

**WINE GRAPE VINEYARDS**

**0**

**\$0**

**\$0**

**JUICE GRAPE VINEYARDS**

**0**

**\$0**

**\$0**

**WHOLESALE**

**0**

**\$9,900**

**\$40,900**

**RETAIL**

**5**

**\$168,500**

**\$405,100**

**RESEARCH & EDUCATION**

**0**

**\$0**

**\$0**

**TOURISM**

**205**

**\$8,365,800**

**\$20,592,400**

**SUB-TOTAL**

**257**

**\$11,741,800**

**\$36,379,500**

### SUPPLIER ECONOMIC IMPACT

**127**

**\$9,994,100**

**\$30,058,200**

### INDUCED ECONOMIC IMPACT

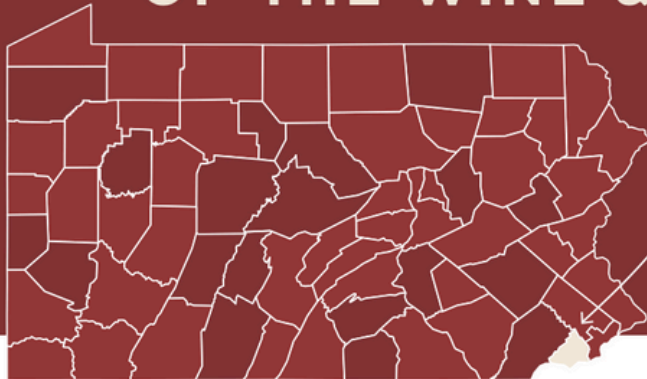
**183**

**\$12,216,400**

**\$37,147,300**

# ECONOMIC IMPACT

## OF THE WINE & GRAPE INDUSTRY



**DELAWARE COUNTY, PA**

### TOTAL ECONOMIC IMPACT

**622  
JOBS**

**\$335,599,400  
WAGES**

**\$103,425,600  
OUTPUT**

### DIRECT ECONOMIC IMPACT

#### JOBS

#### WAGES

#### OUTPUT

WINERIES	67	\$34,082,100	\$19,584,400
JUICE PRODUCTION	0	\$0	\$0
WINE GRAPE VINEYARDS	0	\$0	\$0
JUICE GRAPE VINEYARDS	0	\$0	\$0
WHOLESALE	0	\$23,800	\$98,000
RETAIL	7	\$247,100	\$591,100
RESEARCH & EDUCATION	0	\$0	\$0
TOURISM	182	\$7,447,700	\$18,332,500
<b>SUB-TOTAL</b>	<b>249</b>	<b>\$11,800,700</b>	<b>\$38,606,000</b>

### SUPPLIER ECONOMIC IMPACT

156

\$10,740,300

\$30,268,000

### INDUCED ECONOMIC IMPACT

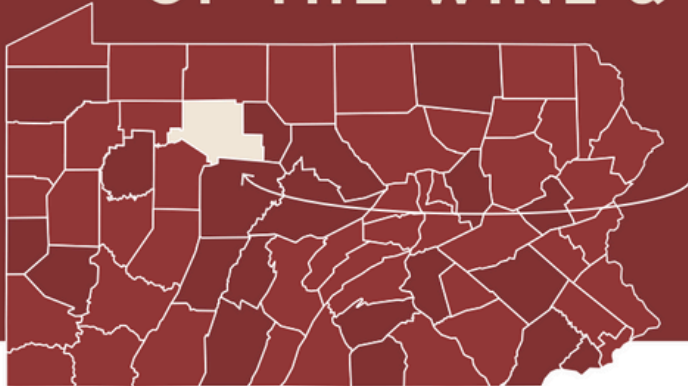
217

\$13,058,400

\$34,551,600

# ECONOMIC IMPACT

## OF THE WINE & GRAPE INDUSTRY



**ELK COUNTY, PA**

### TOTAL ECONOMIC IMPACT

**92  
JOBS**

**\$5,250,800  
WAGES**

**\$18,794,300  
OUTPUT**

### DIRECT ECONOMIC IMPACT

**JOBS**

**WAGES**

**OUTPUT**

<b>WINERIES</b>	<b>33</b>	<b>\$2,245,200</b>	<b>\$10,771,400</b>
<b>JUICE PRODUCTION</b>	<b>0</b>	<b>\$0</b>	<b>\$0</b>
<b>WINE GRAPE VINEYARDS</b>	<b>0</b>	<b>\$0</b>	<b>\$0</b>
<b>JUICE GRAPE VINEYARDS</b>	<b>0</b>	<b>\$0</b>	<b>\$0</b>
<b>WHOLESALE</b>	<b>0</b>	<b>\$0</b>	<b>\$0</b>
<b>RETAIL</b>	<b>0</b>	<b>\$13,000</b>	<b>\$30,400</b>
<b>RESEARCH &amp; EDUCATION</b>	<b>0</b>	<b>\$0</b>	<b>\$0</b>
<b>TOURISM</b>	<b>41</b>	<b>\$1,676,900</b>	<b>\$4,127,700</b>
<b>SUB-TOTAL</b>	<b>74</b>	<b>\$3,935,100</b>	<b>\$14,929,500</b>

### SUPPLIER ECONOMIC IMPACT

**7**

**\$626,300**

**\$2,104,700**

### INDUCED ECONOMIC IMPACT

**11**

**\$689,400**

**\$1,760,100**

# ECONOMIC IMPACT

## OF THE WINE & GRAPE INDUSTRY



### ERIE COUNTY, PA

#### TOTAL ECONOMIC IMPACT

**1,268  
JOBS**

**\$78,680,100  
WAGES**

**\$358,335,500  
OUTPUT**

#### DIRECT ECONOMIC IMPACT

#### JOBS

#### WAGES

#### OUTPUT

WINERIES	132	\$8,980,600	\$43,085,600
JUICE PRODUCTION	350	\$25,216,000	\$206,317,900
WINE GRAPE VINEYARDS	66	\$3,516,800	\$8,049,400
JUICE GRAPE VINEYARDS	444	\$23,658,500	\$54,150,700
WHOLESALE	0	\$0	\$0
RETAIL	5	\$164,800	\$388,100
RESEARCH & EDUCATION	0	\$0	\$0
TOURISM	49	\$2,004,800	\$4,934,800
<b>SUB-TOTAL</b>	<b>1,046</b>	<b>\$63,541,500</b>	<b>\$316,926,500</b>

#### SUPPLIER ECONOMIC IMPACT

93

\$7,184,200

\$20,583,100

#### INDUCED ECONOMIC IMPACT

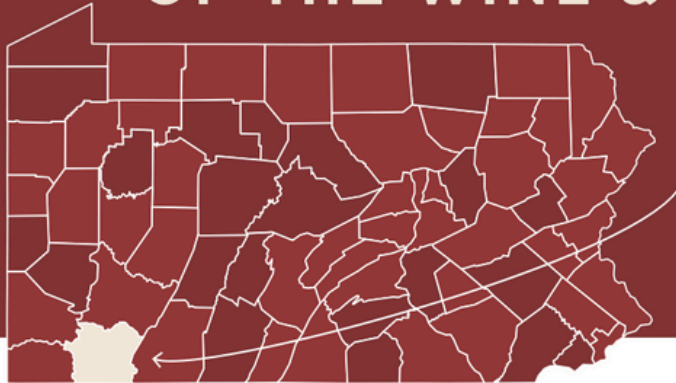
129

\$7,954,400

\$20,825,900

# ECONOMIC IMPACT

## OF THE WINE & GRAPE INDUSTRY



**FAYETTE COUNTY, PA**

### TOTAL ECONOMIC IMPACT

**163  
JOBS**

**\$8,591,700  
WAGES**

**\$25,080,300  
OUTPUT**

### DIRECT ECONOMIC IMPACT

**JOBS**

**WAGES**

**OUTPUT**

<b>WINERIES</b>	<b>16</b>	<b>\$1,088,600</b>	<b>\$5,222,500</b>
<b>JUICE PRODUCTION</b>	<b>0</b>	<b>\$0</b>	<b>\$0</b>
<b>WINE GRAPE VINEYARDS</b>	<b>0</b>	<b>\$0</b>	<b>\$0</b>
<b>JUICE GRAPE VINEYARDS</b>	<b>0</b>	<b>\$0</b>	<b>\$0</b>
<b>WHOLESALE</b>	<b>0</b>	<b>\$0</b>	<b>\$0</b>
<b>RETAIL</b>	<b>2</b>	<b>\$56,600</b>	<b>\$134,900</b>
<b>RESEARCH &amp; EDUCATION</b>	<b>0</b>	<b>\$0</b>	<b>\$0</b>
<b>TOURISM</b>	<b>74</b>	<b>\$3,044,700</b>	<b>\$7,494,400</b>
<b>SUB-TOTAL</b>	<b>92</b>	<b>\$4,189,900</b>	<b>\$12,851,800</b>

### SUPPLIER ECONOMIC IMPACT

**27**

**\$1,922,100**

**\$5,699,600**

### INDUCED ECONOMIC IMPACT

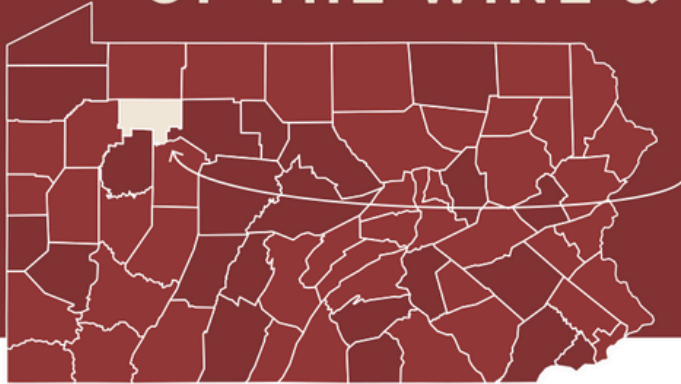
**44**

**\$2,479,700**

**\$6,528,900**

# ECONOMIC IMPACT

## OF THE WINE & GRAPE INDUSTRY



### FOREST COUNTY, PA

#### TOTAL ECONOMIC IMPACT

**76  
JOBS**

**\$3,194,700  
WAGES**

**\$7,871,600  
OUTPUT**

#### DIRECT ECONOMIC IMPACT

#### JOBS

#### WAGES

#### OUTPUT

WINERIES

0

\$0

\$0

JUICE PRODUCTION

0

\$0

\$0

WINE GRAPE VINEYARDS

0

\$0

\$0

JUICE GRAPE VINEYARDS

0

\$0

\$0

WHOLESALE

0

\$0

\$0

RETAIL

0

\$4,000

\$8,900

RESEARCH & EDUCATION

0

\$0

\$0

TOURISM

75

\$3,054,000

\$7,517,500

**SUB-TOTAL**

**75**

**\$3,058,000**

**\$7,526,400**

#### SUPPLIER ECONOMIC IMPACT

1

\$56,800

\$152,600

#### INDUCED ECONOMIC IMPACT

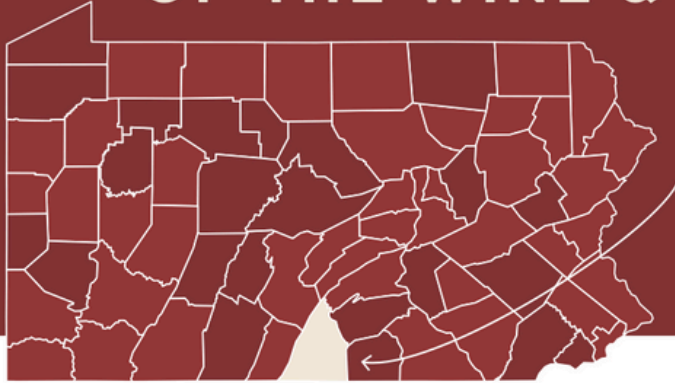
0

\$76,900

\$192,600

# ECONOMIC IMPACT

## OF THE WINE & GRAPE INDUSTRY



**FRANKLIN COUNTY, PA**

### TOTAL ECONOMIC IMPACT

**171  
JOBS**

**\$10,222,600  
WAGES**

**\$28,832,500  
OUTPUT**

### DIRECT ECONOMIC IMPACT

**JOBS**

**WAGES**

**OUTPUT**

**WINERIES**

**10**

**\$680,400**

**\$3,264,100**

**JUICE PRODUCTION**

**0**

**\$0**

**\$0**

**WINE GRAPE VINEYARDS**

**0**

**\$0**

**\$0**

**JUICE GRAPE VINEYARDS**

**0**

**\$0**

**\$0**

**WHOLESALE**

**0**

**\$0**

**\$0**

**RETAIL**

**2**

**\$66,500**

**\$160,500**

**RESEARCH & EDUCATION**

**0**

**\$0**

**\$0**

**TOURISM**

**67**

**\$2,735,500**

**\$6,733,500**

**SUB-TOTAL**

**79**

**\$3,482,400**

**\$10,158,100**

### SUPPLIER ECONOMIC IMPACT

**38**

**\$3,279,800**

**\$9,429,700**

### INDUCED ECONOMIC IMPACT

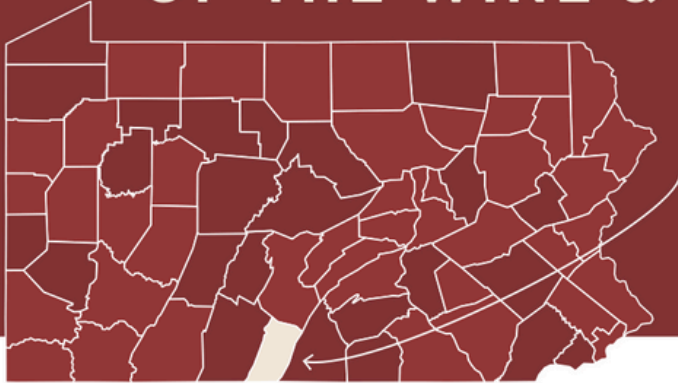
**54**

**\$3,460,400**

**\$9,244,700**

# ECONOMIC IMPACT

## OF THE WINE & GRAPE INDUSTRY



**FULTON COUNTY, PA**

### TOTAL ECONOMIC IMPACT

**37  
JOBS**

**\$1,992,100  
WAGES**

**\$5,421,300  
OUTPUT**

### DIRECT ECONOMIC IMPACT

**JOBS**

**WAGES**

**OUTPUT**

**WINERIES**

0

\$0

\$0

**JUICE PRODUCTION**

0

\$0

\$0

**WINE GRAPE VINEYARDS**

0

\$0

\$0

**JUICE GRAPE VINEYARDS**

0

\$0

\$0

**WHOLESALE**

0

\$0

\$0

**RETAIL**

0

\$4,600

\$10,700

**RESEARCH & EDUCATION**

0

\$0

\$0

**TOURISM**

27

\$1,096,100

\$2,698,000

**SUB-TOTAL**

27

\$1,100,700

\$2,708,700

### SUPPLIER ECONOMIC IMPACT

7

\$661,100

\$2,060,800

### INDUCED ECONOMIC IMPACT

3

\$230,300

\$651,800



# ECONOMIC IMPACT

## OF THE WINE & GRAPE INDUSTRY



### GREENE COUNTY, PA

#### TOTAL ECONOMIC IMPACT

**90  
JOBS**

**\$4,502,800  
WAGES**

**\$13,327,000  
OUTPUT**

#### DIRECT ECONOMIC IMPACT

#### JOBS

#### WAGES

#### OUTPUT

WINERIES

12

\$816,400

\$3,916,900

JUICE PRODUCTION

0

\$0

\$0

WINE GRAPE VINEYARDS

0

\$0

\$0

JUICE GRAPE VINEYARDS

0

\$0

\$0

WHOLESALE

0

\$0

\$0

RETAIL

0

\$6,600

\$15,700

RESEARCH & EDUCATION

0

\$0

\$0

TOURISM

65

\$2,641,800

\$6,502,900

**SUB-TOTAL**

**77**

**\$3,464,800**

**\$10,435,500**

#### SUPPLIER ECONOMIC IMPACT

6

\$497,800

\$1,435,600

#### INDUCED ECONOMIC IMPACT

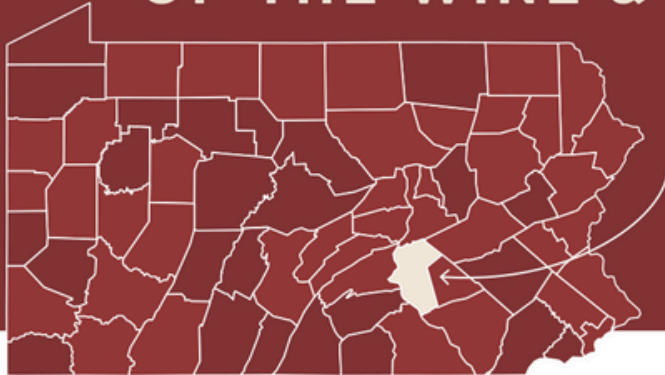
7

\$540,200

\$1,455,900

# ECONOMIC IMPACT

## OF THE WINE & GRAPE INDUSTRY



**HUNTINGDON COUNTY, PA**

### TOTAL ECONOMIC IMPACT

**86  
JOBS**

**\$4,253,400  
WAGES**

**\$11,052,200  
OUTPUT**

### DIRECT ECONOMIC IMPACT

**JOBS**

**WAGES**

**OUTPUT**

**WINERIES**

**3**

**\$204,100**

**\$979,200**

**JUICE PRODUCTION**

**0**

**\$0**

**\$0**

**WINE GRAPE VINEYARDS**

**0**

**\$0**

**\$0**

**JUICE GRAPE VINEYARDS**

**0**

**\$0**

**\$0**

**WHOLESALE**

**0**

**\$0**

**\$0**

**RETAIL**

**0**

**\$12,200**

**\$28,800**

**RESEARCH & EDUCATION**

**0**

**\$0**

**\$0**

**TOURISM**

**64**

**\$2,623,100**

**\$6,456,700**

**SUB-TOTAL**

**67**

**\$2,839,400**

**\$7,464,700**

### SUPPLIER ECONOMIC IMPACT

**8**

**\$670,300**

**\$1,754,000**

### INDUCED ECONOMIC IMPACT

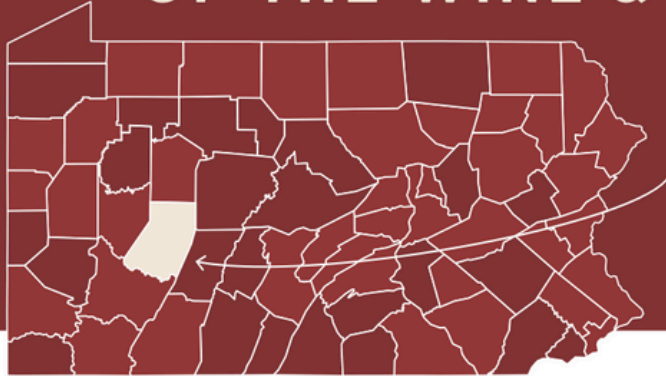
**11**

**\$743,700**

**\$1,833,500**

# ECONOMIC IMPACT

## OF THE WINE & GRAPE INDUSTRY



### INDIANA COUNTY, PA

#### TOTAL ECONOMIC IMPACT

**172  
JOBS**

**\$9,652,300  
WAGES**

**\$5,817,000  
OUTPUT**

#### DIRECT ECONOMIC IMPACT

#### JOBS

#### WAGES

#### OUTPUT

WINERIES	9	\$612,300	\$2,937,700
JUICE PRODUCTION	0	\$0	\$0
WINE GRAPE VINEYARDS	0	\$0	\$0
JUICE GRAPE VINEYARDS	0	\$0	\$0
WHOLESALE	0	\$0	\$0
RETAIL	1	\$36,600	\$86,700
RESEARCH & EDUCATION	0	\$0	\$0
TOURISM	104	\$4,243,800	\$10,446,100
<b>SUB-TOTAL</b>	<b>114</b>	<b>\$4,892,700</b>	<b>\$13,470,500</b>

#### SUPPLIER ECONOMIC IMPACT

27

\$2,658,000

\$7,645,300

#### INDUCED ECONOMIC IMPACT

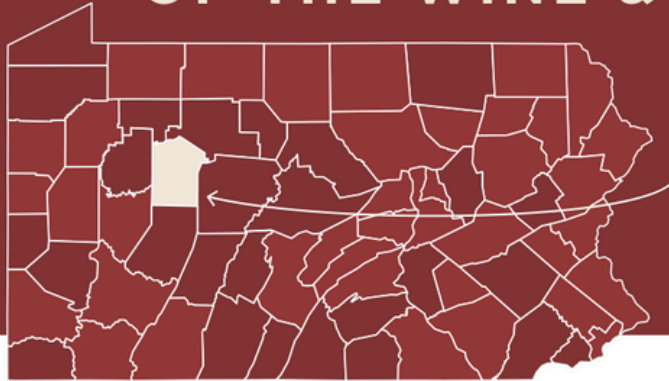
31

\$2,101,600

\$5,817,000

# ECONOMIC IMPACT

## OF THE WINE & GRAPE INDUSTRY



**JEFFERSON COUNTY, PA**

### TOTAL ECONOMIC IMPACT

**103  
JOBS**

**\$5,214,000  
WAGES**

**\$14,905,600  
OUTPUT**

### DIRECT ECONOMIC IMPACT

**JOBS**

**WAGES**

**OUTPUT**

**WINERIES**

9

\$612,300

\$2,937,700

**JUICE PRODUCTION**

0

\$0

\$0

**WINE GRAPE VINEYARDS**

0

\$0

\$0

**JUICE GRAPE VINEYARDS**

0

\$0

\$0

**WHOLESALE**

0

\$0

\$0

**RETAIL**

0

\$12,600

\$30,700

**RESEARCH & EDUCATION**

0

\$0

\$0

**TOURISM**

66

\$2,698,000

\$6,641,200

**SUB-TOTAL**

75

\$3,322,900

\$9,609,500

### SUPPLIER ECONOMIC IMPACT

14

\$1,072,100

\$3,185,500

### INDUCED ECONOMIC IMPACT

14

\$819,000

\$2,110,600

# ECONOMIC IMPACT

## OF THE WINE & GRAPE INDUSTRY



### JUNIATA COUNTY, PA

#### TOTAL ECONOMIC IMPACT

**135  
JOBS**

**\$6,365,600  
WAGES**

**\$16,001,600  
OUTPUT**

#### DIRECT ECONOMIC IMPACT

##### JOBS

##### WAGES

##### OUTPUT

WINERIES	3	\$204,100	\$979,200
JUICE PRODUCTION	0	\$0	\$0
WINE GRAPE VINEYARDS	0	\$0	\$0
JUICE GRAPE VINEYARDS	0	\$0	\$0
WHOLESALE	0	\$0	\$0
RETAIL	0	\$6,000	\$14,800
RESEARCH & EDUCATION	0	\$0	\$0
TOURISM	118	\$4,843,400	\$11,921,900
<b>SUB-TOTAL</b>	<b>121</b>	<b>\$5,053,500</b>	<b>\$12,915,900</b>

#### SUPPLIER ECONOMIC IMPACT

7

\$796,900

\$1,794,800

#### INDUCED ECONOMIC IMPACT

7

\$515,200

\$1,290,900

# ECONOMIC IMPACT

## OF THE WINE & GRAPE INDUSTRY



**LACKAWANNA COUNTY, PA**

### TOTAL ECONOMIC IMPACT

**340  
JOBS**

**\$20,753,900  
WAGES**

**\$61,323,500  
OUTPUT**

### DIRECT ECONOMIC IMPACT

**JOBS**

**WAGES**

**OUTPUT**

**WINERIES**

**32**

**\$2,177,100**

**\$10,445,000**

**JUICE PRODUCTION**

**0**

**\$0**

**\$0**

**WINE GRAPE VINEYARDS**

**0**

**\$0**

**\$0**

**JUICE GRAPE VINEYARDS**

**0**

**\$0**

**\$0**

**WHOLESALE**

**0**

**\$0**

**\$0**

**RETAIL**

**3**

**\$116,000**

**\$277,800**

**RESEARCH & EDUCATION**

**0**

**\$0**

**\$0**

**TOURISM**

**99**

**\$4,037,700**

**\$9,938,800**

**SUB-TOTAL**

**134**

**\$6,330,800**

**\$20,661,600**

### SUPPLIER ECONOMIC IMPACT

**93**

**\$7,202,200**

**\$21,589,700**

### INDUCED ECONOMIC IMPACT

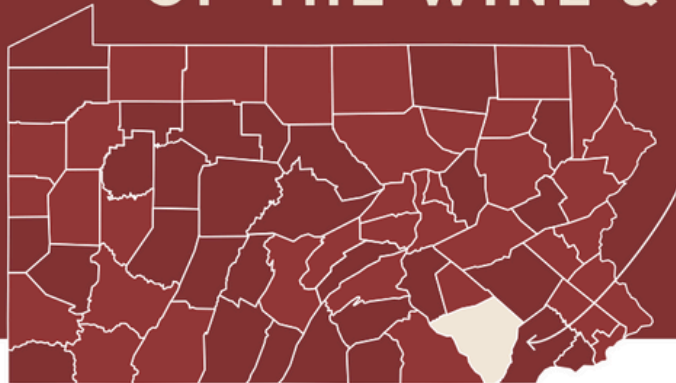
**113**

**\$7,220,900**

**\$19,072,200**

# ECONOMIC IMPACT

## OF THE WINE & GRAPE INDUSTRY



**LANCASTER COUNTY, PA**

### TOTAL ECONOMIC IMPACT

**1,006  
JOBS**

**\$61,747,200  
WAGES**

**\$201,099,900  
OUTPUT**

### DIRECT ECONOMIC IMPACT

**JOBS**

**WAGES**

**OUTPUT**

**WINERIES**

**238**

**\$16,192,300**

**\$77,684,700**

**JUICE PRODUCTION**

**0**

**\$0**

**\$0**

**WINE GRAPE VINEYARDS**

**0**

**\$0**

**\$0**

**JUICE GRAPE VINEYARDS**

**0**

**\$0**

**\$0**

**WHOLESALE**

**0**

**\$11,900**

**\$49,000**

**RETAIL**

**8**

**\$279,000**

**\$667,300**

**RESEARCH & EDUCATION**

**0**

**\$0**

**\$0**

**TOURISM**

**262**

**\$10,726,600**

**\$26,403,500**

**SUB-TOTAL**

**508**

**\$27,209,800**

**\$104,804,500**

### SUPPLIER ECONOMIC IMPACT

**237**

**\$17,990,600**

**\$52,888,400**

### INDUCED ECONOMIC IMPACT

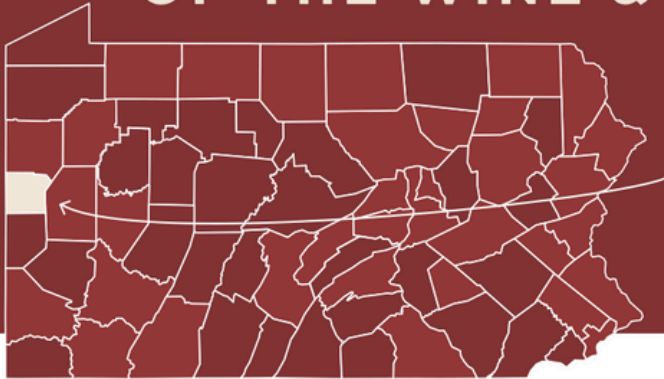
**261**

**\$16,546,800**

**\$43,407,000**

# ECONOMIC IMPACT

## OF THE WINE & GRAPE INDUSTRY



**LAWRENCE COUNTY, PA**

### TOTAL ECONOMIC IMPACT

**143  
JOBS**

**\$7,504,100  
WAGES**

**\$22,011,100  
OUTPUT**

### DIRECT ECONOMIC IMPACT

#### JOBS

#### WAGES

#### OUTPUT

WINERIES	15	\$1,020,500	\$4,896,100
JUICE PRODUCTION	0	\$0	\$0
WINE GRAPE VINEYARDS	0	\$0	\$0
JUICE GRAPE VINEYARDS	0	\$0	\$0
WHOLESALE	0	\$0	\$0
RETAIL	1	\$36,000	\$86,300
RESEARCH & EDUCATION	0	\$0	\$0
TOURISM	74	\$3,044,700	\$7,494,400
<b>SUB-TOTAL</b>	<b>90</b>	<b>\$4,101,200</b>	<b>\$12,476,800</b>

### SUPPLIER ECONOMIC IMPACT

23

\$1,562,200

\$4,663,700

### INDUCED ECONOMIC IMPACT

30

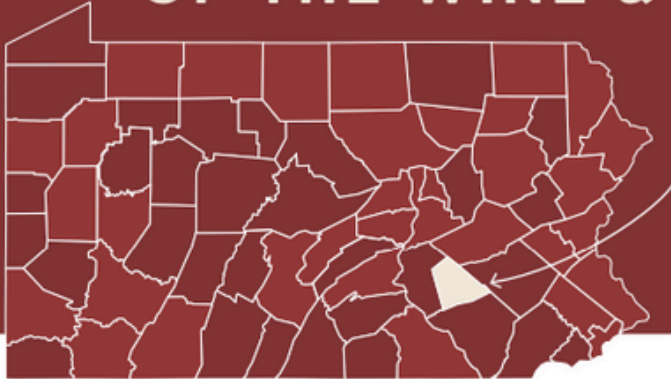
\$1,840,700

\$4,870,600



# ECONOMIC IMPACT

## OF THE WINE & GRAPE INDUSTRY



### LEBANON COUNTY, PA

#### TOTAL ECONOMIC IMPACT

**349  
JOBS**

**\$17,023,900  
WAGES**

**\$44,723,300  
OUTPUT**

#### DIRECT ECONOMIC IMPACT

#### JOBS

#### WAGES

#### OUTPUT

WINERIES	3	\$204,100	\$979,200
JUICE PRODUCTION	0	\$0	\$0
WINE GRAPE VINEYARDS	0	\$0	\$0
JUICE GRAPE VINEYARDS	0	\$0	\$0
WHOLESALE	0	\$0	\$0
RETAIL	1	\$45,500	\$107,800
RESEARCH & EDUCATION	0	\$0	\$0
TOURISM	245	\$10,014,600	\$24,650,900
<b>SUB-TOTAL</b>	<b>249</b>	<b>\$10,263,200</b>	<b>\$25,737,900f</b>

#### SUPPLIER ECONOMIC IMPACT

47

\$3,487,000

\$10,332,900

#### INDUCED ECONOMIC IMPACT

53

\$3,273,700

\$8,652,500

# ECONOMIC IMPACT

## OF THE WINE & GRAPE INDUSTRY



**LEHIGH COUNTY, PA**

### TOTAL ECONOMIC IMPACT

**783  
JOBS**

**\$47,880,800  
WAGES**

**\$148,581,700  
OUTPUT**

### DIRECT ECONOMIC IMPACT

**JOBS**

**WAGES**

**OUTPUT**

**WINERIES**

**104**

**\$7,075,600**

**\$33,946,300**

**JUICE PRODUCTION**

**30**

**\$2,161,400**

**\$17,684,400**

**WINE GRAPE VINEYARDS**

**37**

**\$1,971,500**

**\$4,512,600**

**JUICE GRAPE VINEYARDS**

**0**

**\$0**

**\$0**

**WHOLESALE**

**0**

**\$0**

**\$0**

**RETAIL**

**6**

**\$202,300**

**\$481,200**

**RESEARCH & EDUCATION**

**0**

**\$0**

**\$0**

**TOURISM**

**252**

**\$10,314,400**

**\$25,388,800**

**SUB-TOTAL**

**429**

**\$21,725,200**

**\$82,013,300**

### SUPPLIER ECONOMIC IMPACT

**153**

**\$12,736,600**

**\$33,568,900**

### INDUCED ECONOMIC IMPACT

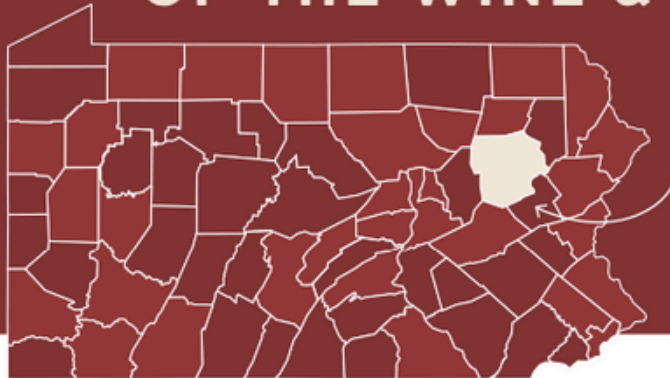
**201**

**\$13,419,000**

**\$32,999,500**

# ECONOMIC IMPACT

## OF THE WINE & GRAPE INDUSTRY



### LUZERNE COUNTY, PA

#### TOTAL ECONOMIC IMPACT

**438  
JOBS**

**\$26,588,900  
WAGES**

**\$73,874,200  
OUTPUT**

#### DIRECT ECONOMIC IMPACT

##### JOBS

##### WAGES

##### OUTPUT

WINERIES	12	\$816,400	\$3,916,900
JUICE PRODUCTION	0	\$0	\$0
WINE GRAPE VINEYARDS	0	\$0	\$0
JUICE GRAPE VINEYARDS	0	\$0	\$0
WHOLESALE	0	\$9,900	\$40,900
RETAIL	5	\$171,100	\$412,000
RESEARCH & EDUCATION	0	\$0	\$0
TOURISM	149	\$6,108,100	\$15,035,000
<b>SUB-TOTAL</b>	<b>166</b>	<b>\$7,105,500</b>	<b>\$19,404,800</b>

#### SUPPLIER ECONOMIC IMPACT

128

\$10,416,300

\$29,292,200

#### INDUCED ECONOMIC IMPACT

144

\$9,067,100

\$25,177,200

# ECONOMIC IMPACT

## OF THE WINE & GRAPE INDUSTRY



**LYCOMING COUNTY, PA**

### TOTAL ECONOMIC IMPACT

**185  
JOBS**

**\$10,257,500  
WAGES**

**\$28,380,400  
OUTPUT**

### DIRECT ECONOMIC IMPACT

**JOBS**

**WAGES**

**OUTPUT**

**WINERIES**

11

\$748,400

\$3,590,500

**JUICE PRODUCTION**

0

\$0

\$0

**WINE GRAPE VINEYARDS**

4

\$213,100

\$487,800

**JUICE GRAPE VINEYARDS**

0

\$0

\$0

**WHOLESALE**

0

\$0

\$0

**RETAIL**

2

\$58,500

\$138,200

**RESEARCH & EDUCATION**

0

\$0

\$0

**TOURISM**

82

\$3,363,200

\$8,278,500

**SUB-TOTAL**

99

\$4,383,200

\$12,495,000

### SUPPLIER ECONOMIC IMPACT

99

\$4,383,200

\$12,495,000

### INDUCED ECONOMIC IMPACT

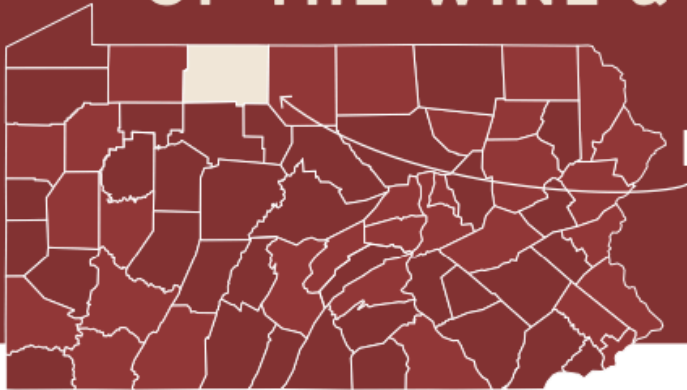
36

\$2,857,400

\$7,885,100

# ECONOMIC IMPACT

## OF THE WINE & GRAPE INDUSTRY



### MCKEAN COUNTY, PA

#### TOTAL ECONOMIC IMPACT

**91  
JOBS**

**\$4,988,400  
WAGES**

**\$16,424,700  
OUTPUT**

#### DIRECT ECONOMIC IMPACT

#### JOBS

#### WAGES

#### OUTPUT

WINERIES

18

\$1,224,600

\$5,875,300

JUICE PRODUCTION

0

\$0

\$0

WINE GRAPE VINEYARDS

0

\$0

\$0

JUICE GRAPE VINEYARDS

0

\$0

\$0

WHOLESALE

0

\$0

\$0

RETAIL

0

\$516,000

\$37,100

RESEARCH & EDUCATION

0

\$0

\$0

TOURISM

49

\$2,023,500

\$4,980,900

**SUB-TOTAL**

**67**

**\$3,264,100**

**\$10,893,300**

#### SUPPLIER ECONOMIC IMPACT

12

\$858,500

\$2,937,500

#### INDUCED ECONOMIC IMPACT

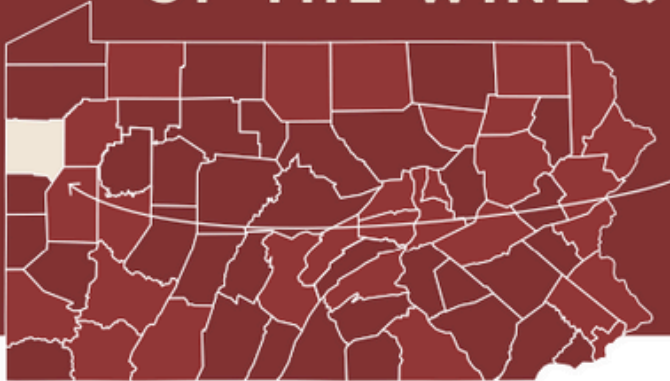
12

\$865,800

\$2,593,900

# ECONOMIC IMPACT

## OF THE WINE & GRAPE INDUSTRY



### MERCER COUNTY, PA

#### TOTAL ECONOMIC IMPACT

**164  
JOBS**

**\$8,829,000  
WAGES**

**\$26,107,700  
OUTPUT**

#### DIRECT ECONOMIC IMPACT

#### JOBS

#### WAGES

#### OUTPUT

WINERIES

18

\$1,224,600

\$5,875,300

JUICE PRODUCTION

0

\$0

\$0

WINE GRAPE VINEYARDS

0

\$0

\$0

JUICE GRAPE VINEYARDS

0

\$0

\$0

WHOLESALE

0

\$0

\$0

RETAIL

2

\$56,500

\$131,100

RESEARCH & EDUCATION

0

\$0

\$0

TOURISM

73

\$2,997,800

\$7,379,100

**SUB-TOTAL**

**93**

**\$4,278,900**

**\$13,385,500**

#### SUPPLIER ECONOMIC IMPACT

25

\$1,897,500

\$5,902,900

#### INDUCED ECONOMIC IMPACT

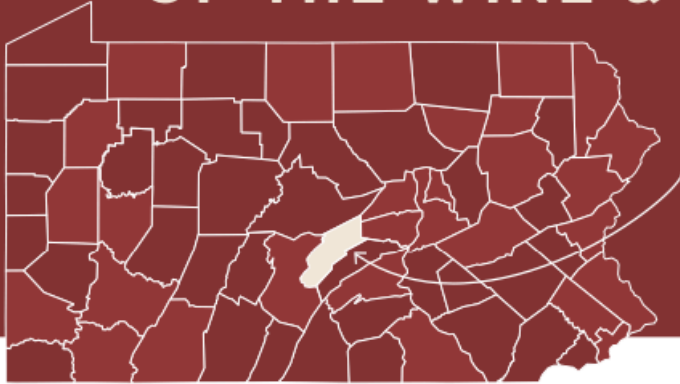
46

\$2,652,600

\$6,819,300

# ECONOMIC IMPACT

## OF THE WINE & GRAPE INDUSTRY



### MIFFLIN COUNTY, PA

#### TOTAL ECONOMIC IMPACT

**109  
JOBS**

**\$5,683,400  
WAGES**

**\$16,859,700  
OUTPUT**

#### DIRECT ECONOMIC IMPACT

#### JOBS

#### WAGES

#### OUTPUT

WINERIES

16

\$1,088,600

\$5,222,500

JUICE PRODUCTION

0

\$0

\$0

WINE GRAPE VINEYARDS

0

\$0

\$0

JUICE GRAPE VINEYARDS

0

\$0

\$0

WHOLESALE

0

\$0

\$0

RETAIL

0

\$13,700

\$33,000

RESEARCH & EDUCATION

0

\$0

\$0

TOURISM

68

\$2,791,700

\$6,871,800

**SUB-TOTAL**

**84**

**\$3,894,000**

**\$12,127,300**

#### SUPPLIER ECONOMIC IMPACT

12

\$912,000

\$2,464,800

#### INDUCED ECONOMIC IMPACT

13

\$877,400

\$2,267,600

# ECONOMIC IMPACT

## OF THE WINE & GRAPE INDUSTRY



**MONROE COUNTY, PA**

### TOTAL ECONOMIC IMPACT

**310  
JOBS**

**\$16,625,200  
WAGES**

**\$54,355,600  
OUTPUT**

### DIRECT ECONOMIC IMPACT

**JOBS**

**WAGES**

**OUTPUT**

**WINERIES**

62

\$4,218,200

\$20,237,200

**JUICE PRODUCTION**

0

\$0

\$0

**WINE GRAPE VINEYARDS**

0

\$0

\$0

**JUICE GRAPE VINEYARDS**

0

\$0

\$0

**WHOLESALE**

0

\$10,900

\$44,900

**RETAIL**

3

\$98,400

\$234,700

**RESEARCH & EDUCATION**

0

\$0

\$0

**TOURISM**

147

\$6,005,000

\$14,781,300

**SUB-TOTAL**

212

\$10,332,500

\$35,298,100

### SUPPLIER ECONOMIC IMPACT

36

\$2,773,400

\$8,973,700

### INDUCED ECONOMIC IMPACT

62

\$3,519,300

\$10,083,800



# ECONOMIC IMPACT

## OF THE WINE & GRAPE INDUSTRY



**MONTGOMERY COUNTY, PA**

### TOTAL ECONOMIC IMPACT

**1,202  
JOBS**

**\$77,574,500  
WAGES**

**\$221,484,400  
OUTPUT**

### DIRECT ECONOMIC IMPACT

**JOBS**

**WAGES**

**OUTPUT**

**WINERIES**

**52**

**\$3,537,800**

**\$16,973,100**

**JUICE PRODUCTION**

**0**

**\$0**

**\$0**

**WINE GRAPE VINEYARDS**

**3**

**\$159,900**

**\$365,900**

**JUICE GRAPE VINEYARDS**

**0**

**\$0**

**\$0**

**WHOLESALE**

**0**

**\$0**

**\$0**

**RETAIL**

**16**

**\$562,000**

**\$1,328,200**

**RESEARCH & EDUCATION**

**0**

**\$0**

**\$0**

**TOURISM**

**231**

**\$9,461,900**

**\$23,290,400**

**SUB-TOTAL**

**302**

**\$13,721,600**

**\$41,957,600**

### SUPPLIER ECONOMIC IMPACT

**376**

**\$29,201,500**

**\$81,482,700**

### INDUCED ECONOMIC IMPACT

**524**

**\$34,651,400**

**\$98,044,100**

# ECONOMIC IMPACT

## OF THE WINE & GRAPE INDUSTRY



### MONTOUR COUNTY, PA

#### TOTAL ECONOMIC IMPACT

**146  
JOBS**

**\$7,544,900  
WAGES**

**\$22,108,600  
OUTPUT**

#### DIRECT ECONOMIC IMPACT

#### JOBS

#### WAGES

#### OUTPUT

WINERIES

15

\$1,020,500

\$4,896,100

JUICE PRODUCTION

0

\$0

\$0

WINE GRAPE VINEYARDS

0

\$0

\$0

JUICE GRAPE VINEYARDS

0

\$0

\$0

WHOLESALE

0

\$0

\$0

RETAIL

0

\$7,300

\$17,500

RESEARCH & EDUCATION

0

\$0

\$0

TOURISM

113

\$4,637,300

\$11,414,600

**SUB-TOTAL**

**128**

**\$5,665,100**

**\$16,328,200**

#### SUPPLIER ECONOMIC IMPACT

8

\$951,500

\$3,328,100

#### INDUCED ECONOMIC IMPACT

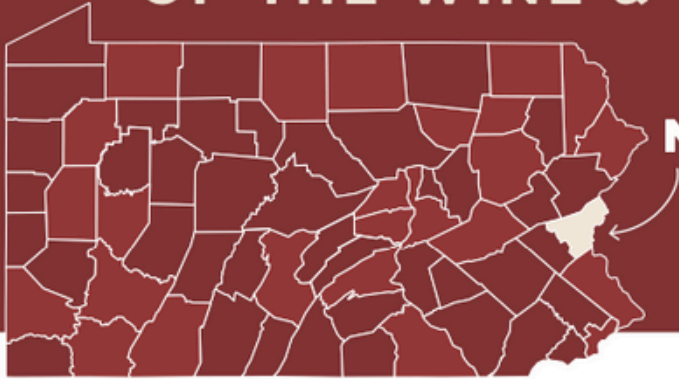
10

\$928,300

\$2,452,300

# ECONOMIC IMPACT

## OF THE WINE & GRAPE INDUSTRY



**NORTHAMPTON COUNTY, PA**

### TOTAL ECONOMIC IMPACT

**464  
JOBS**

**\$26,254,100  
WAGES**

**\$78,290,200  
OUTPUT**

### DIRECT ECONOMIC IMPACT

**JOBS**

**WAGES**

**OUTPUT**

**WINERIES**

**63**

**\$4,286,200**

**\$20,563,600**

**JUICE PRODUCTION**

**0**

**\$0**

**\$0**

**WINE GRAPE VINEYARDS**

**0**

**\$0**

**\$0**

**JUICE GRAPE VINEYARDS**

**0**

**\$0**

**\$0**

**WHOLESALE**

**0**

**\$9,900**

**\$40,900**

**RETAIL**

**4**

**\$128,400**

**\$307,100**

**RESEARCH & EDUCATION**

**0**

**\$0**

**\$0**

**TOURISM**

**192**

**\$7,869,300**

**\$19,370,200**

**SUB-TOTAL**

**259**

**\$12,293,800**

**\$40,281,800**

### SUPPLIER ECONOMIC IMPACT

**90**

**\$6,713,100**

**\$19,533,100**

### INDUCED ECONOMIC IMPACT

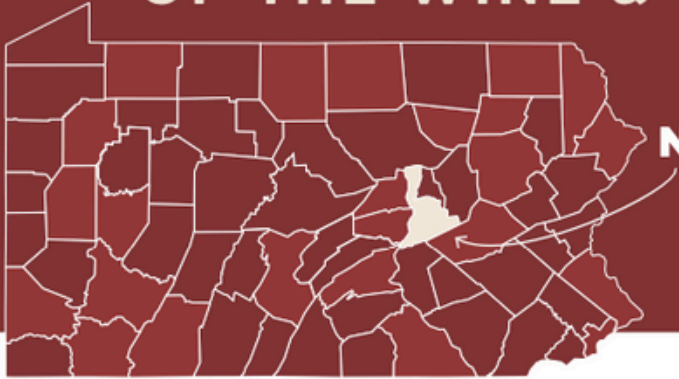
**115**

**\$7,247,200**

**\$18,475,300**

# ECONOMIC IMPACT

## OF THE WINE & GRAPE INDUSTRY



**NORTHUMBERLAND COUNTY, PA**

### TOTAL ECONOMIC IMPACT

**257  
JOBS**

**\$13,116,200  
WAGES**

**\$37,936,300  
OUTPUT**

### DIRECT ECONOMIC IMPACT

**JOBS**

**WAGES**

**OUTPUT**

**WINERIES**

19

\$1,292,700

\$6,201,700

**JUICE PRODUCTION**

0

\$0

\$0

**WINE GRAPE VINEYARDS**

0

\$0

\$0

**JUICE GRAPE VINEYARDS**

0

\$0

\$0

**WHOLESALE**

0

\$0

\$0

**RETAIL**

1

\$26,200

\$61,700

**RESEARCH & EDUCATION**

0

\$0

\$0

**TOURISM**

172

\$7,016,800

\$17,271,800

**SUB-TOTAL**

192

\$8,335,700

\$23,535,200

### SUPPLIER ECONOMIC IMPACT

36

\$2,962,100

\$9,230,200

### INDUCED ECONOMIC IMPACT

29

\$1,818,400

\$5,170,900

# ECONOMIC IMPACT

## OF THE WINE & GRAPE INDUSTRY



**PERRY COUNTY, PA**

### TOTAL ECONOMIC IMPACT

**173  
JOBS**

**\$8,046,000  
WAGES**

**\$23,318,900  
OUTPUT**

### DIRECT ECONOMIC IMPACT

**JOBS**

**WAGES**

**OUTPUT**

**WINERIES**

21

\$1,428,700

\$6,854,500

**JUICE PRODUCTION**

0

\$0

\$0

**WINE GRAPE VINEYARDS**

0

\$0

\$0

**JUICE GRAPE VINEYARDS**

0

\$0

\$0

**WHOLESALE**

0

\$0

\$0

**RETAIL**

0

\$8,600

\$19,900

**RESEARCH & EDUCATION**

0

\$0

\$0

**TOURISM**

142

\$5,808,300

\$14,297,100

**SUB-TOTAL**

163

\$7,245,600

\$21,171,500

### SUPPLIER ECONOMIC IMPACT

3

\$335,200

\$973,500

### INDUCED ECONOMIC IMPACT

7

\$465,200

\$1,173,900

# ECONOMIC IMPACT

## OF THE WINE & GRAPE INDUSTRY



**PHILADELPHIA COUNTY, PA**

### TOTAL ECONOMIC IMPACT

**1,461  
JOBS**

**\$97,714,500  
WAGES**

**\$284,523,800  
OUTPUT**

### DIRECT ECONOMIC IMPACT

**JOBS**

**WAGES**

**OUTPUT**

**WINERIES**

**47**

**\$3,197,600**

**\$15,341,100**

**JUICE PRODUCTION**

**0**

**\$0**

**\$0**

**WINE GRAPE VINEYARDS**

**0**

**\$0**

**\$0**

**JUICE GRAPE VINEYARDS**

**0**

**\$0**

**\$0**

**WHOLESALE**

**4**

**\$334,700**

**\$1,380,800**

**RETAIL**

**21**

**\$764,600**

**\$1,826,000**

**RESEARCH & EDUCATION**

**0**

**\$0**

**\$0**

**TOURISM**

**164**

**\$6,707,600**

**\$16,510,800**

**SUB-TOTAL**

**236**

**\$11,004,500**

**\$35,058,700**

### SUPPLIER ECONOMIC IMPACT

**493**

**\$39,002,900**

**\$115,130,300**

### INDUCED ECONOMIC IMPACT

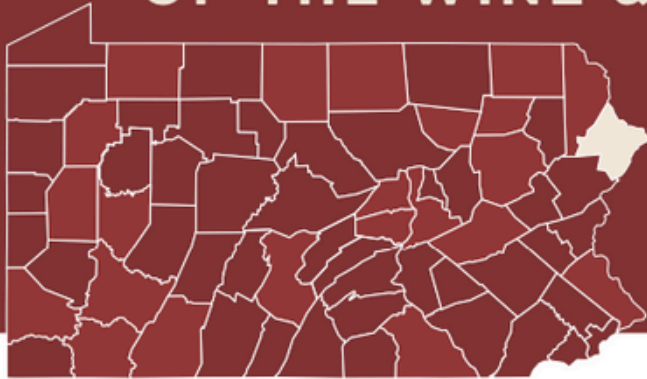
**732**

**\$47,707,100**

**\$134,334,800**

# ECONOMIC IMPACT

## OF THE WINE & GRAPE INDUSTRY



### PIKE COUNTY, PA

#### TOTAL ECONOMIC IMPACT

**110  
JOBS**

**\$5,138,900  
WAGES**

**\$13,845,700  
OUTPUT**

#### DIRECT ECONOMIC IMPACT

#### JOBS

#### WAGES

#### OUTPUT

WINERIES

4

\$272,100

\$1,305,600

JUICE PRODUCTION

0

\$0

\$0

WINE GRAPE VINEYARDS

0

\$0

\$0

JUICE GRAPE VINEYARDS

0

\$0

\$0

WHOLESALE

0

\$0

\$0

RETAIL

1

\$28,000

\$59,500

RESEARCH & EDUCATION

0

\$0

\$0

TOURISM

83

\$3,410,000

\$8,393,800

**SUB-TOTAL**

**88**

**\$3,710,100**

**\$9,758,900**

#### SUPPLIER ECONOMIC IMPACT

7

\$599,300

\$1,840,100

#### INDUCED ECONOMIC IMPACT

15

\$829,500

\$2,246,700

# ECONOMIC IMPACT

## OF THE WINE & GRAPE INDUSTRY



### POTTER COUNTY, PA

#### TOTAL ECONOMIC IMPACT

**47  
JOBS**

**\$2,251,500  
WAGES**

**\$5,877,100  
OUTPUT**

#### DIRECT ECONOMIC IMPACT

**JOBS**

**WAGES**

**OUTPUT**

WINERIES

0

\$0

\$0

JUICE PRODUCTION

0

\$0

\$0

WINE GRAPE VINEYARDS

0

\$0

\$0

JUICE GRAPE VINEYARDS

0

\$0

\$0

WHOLESALE

0

\$0

\$0

RETAIL

0

\$4,500

\$10,200

RESEARCH & EDUCATION

0

\$0

\$0

TOURISM

40

\$1,639,400

\$4,035,500

**SUB-TOTAL**

**40**

**\$1,643,900**

**\$4,045,700**

#### SUPPLIER ECONOMIC IMPACT

3

\$273,100

\$897,000

#### INDUCED ECONOMIC IMPACT

4

\$334,500

\$934,400



# ECONOMIC IMPACT

## OF THE WINE & GRAPE INDUSTRY



**SCHUYLKILL COUNTY, PA**

### TOTAL ECONOMIC IMPACT

**389  
JOBS**

**\$19,803,800  
WAGES**

**\$62,514,100  
OUTPUT**

### DIRECT ECONOMIC IMPACT

	JOBS	WAGES	OUTPUT
WINERIES	64	\$4,354,200	\$20,890,000
JUICE PRODUCTION	0	\$0	\$0
WINE GRAPE VINEYARDS	0	\$0	\$0
JUICE GRAPE VINEYARDS	0	\$0	\$0
WHOLESALE	0	\$0	\$0
RETAIL	1	\$40,600	\$97,000
RESEARCH & EDUCATION	0	\$0	\$0
TOURISM	254	\$10,389,300	\$25,573,300
<b>SUB-TOTAL</b>	<b>319</b>	<b>\$14,784,100</b>	<b>\$46,560,300</b>

### SUPPLIER ECONOMIC IMPACT

**31**      **\$2,582,400**      **\$8,781,000**

### INDUCED ECONOMIC IMPACT

**39**      **\$2,437,300**      **\$7,172,800**

# ECONOMIC IMPACT

## OF THE WINE & GRAPE INDUSTRY



**SNYDER COUNTY, PA**

### TOTAL ECONOMIC IMPACT

**154  
JOBS**

**\$7,316,700  
WAGES**

**\$20,228,600  
OUTPUT**

### DIRECT ECONOMIC IMPACT

**JOBS**

**WAGES**

**OUTPUT**

**WINERIES**

11

\$748,400

\$3,590,500

**JUICE PRODUCTION**

0

\$0

\$0

**WINE GRAPE VINEYARDS**

0

\$0

\$0

**JUICE GRAPE VINEYARDS**

0

\$0

\$0

**WHOLESALE**

0

\$0

\$0

**RETAIL**

1

\$20,400

\$51,000

**RESEARCH & EDUCATION**

0

\$0

\$0

**TOURISM**

110

\$4,506,100

\$11,091,800

**SUB-TOTAL**

122

\$5,274,900

\$14,733,300

### SUPPLIER ECONOMIC IMPACT

10

\$5,274,900

\$14,733,300

### INDUCED ECONOMIC IMPACT

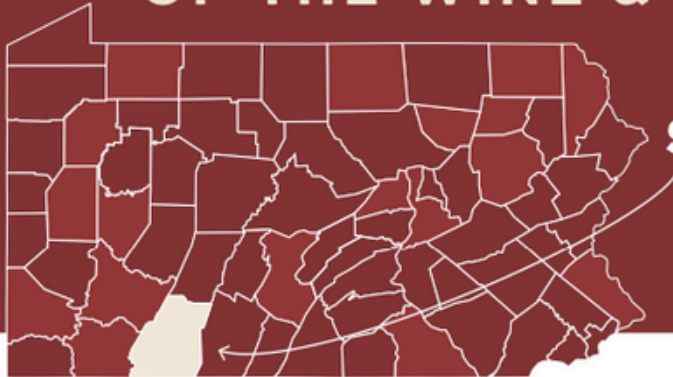
22

\$1,230,600

\$2,909,300

# ECONOMIC IMPACT

## OF THE WINE & GRAPE INDUSTRY



**SOMERSET COUNTY, PA**

### TOTAL ECONOMIC IMPACT

**111  
JOBS**

**\$6,249,200  
WAGES**

**\$17,146,100  
OUTPUT**

### DIRECT ECONOMIC IMPACT

**JOBS**

**WAGES**

**OUTPUT**

WINERIES	7	\$476,200	\$2,284,800
JUICE PRODUCTION	0	\$0	\$0
WINE GRAPE VINEYARDS	0	\$0	\$0
JUICE GRAPE VINEYARDS	0	\$0	\$0
WHOLESALE	0	\$0	\$0
RETAIL	1	\$29,200	\$67,200
RESEARCH & EDUCATION	0	\$0	\$0
TOURISM	58	\$2,360,800	\$5,811,100
<b>SUB-TOTAL</b>	<b>66</b>	<b>\$2,866,200</b>	<b>\$8,163,100</b>

### SUPPLIER ECONOMIC IMPACT

19

\$1,650,700

\$4,563,100

### INDUCED ECONOMIC IMPACT

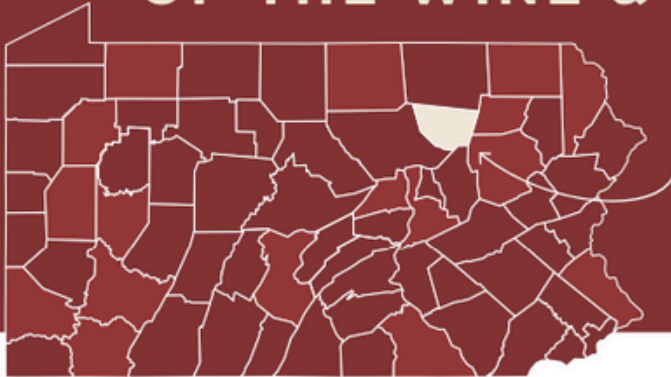
26

\$1,732,300

\$4,419,900

# ECONOMIC IMPACT

## OF THE WINE & GRAPE INDUSTRY



**SULLIVAN COUNTY, PA**

### TOTAL ECONOMIC IMPACT

**71  
JOBS**

**\$3,222,100  
WAGES**

**\$9,376,200  
OUTPUT**

### DIRECT ECONOMIC IMPACT

**JOBS**

**WAGES**

**OUTPUT**

**WINERIES**

**8**

**\$544,300**

**\$2,611,300**

**JUICE PRODUCTION**

**0**

**\$0**

**\$0**

**WINE GRAPE VINEYARDS**

**0**

**\$0**

**\$0**

**JUICE GRAPE VINEYARDS**

**0**

**\$0**

**\$0**

**WHOLESALE**

**0**

**\$0**

**\$0**

**RETAIL**

**0**

**\$4,300**

**\$9,300**

**RESEARCH & EDUCATION**

**0**

**\$0**

**\$0**

**TOURISM**

**62**

**\$2,520,000**

**\$6,203,100**

**SUB-TOTAL**

**70**

**\$3,068,600**

**\$8,823,700**

### SUPPLIER ECONOMIC IMPACT

**0**

**\$68,700**

**\$290,300**

### INDUCED ECONOMIC IMPACT

**1**

**\$84,800**

**\$262,200**

# ECONOMIC IMPACT

## OF THE WINE & GRAPE INDUSTRY



**SUSQUEHANNA COUNTY, PA**

### TOTAL ECONOMIC IMPACT

**66  
JOBS**

**\$3,424,600  
WAGES**

**\$10,806,900  
OUTPUT**

### DIRECT ECONOMIC IMPACT

**JOBS**

**WAGES**

**OUTPUT**

WINERIES	11	\$748,400	\$3,590,500
JUICE PRODUCTION	0	\$0	\$0
WINE GRAPE VINEYARDS	0	\$0	\$0
JUICE GRAPE VINEYARDS	0	\$0	\$0
WHOLESALE	0	\$0	\$0
RETAIL	0	\$14,000	\$32,300
RESEARCH & EDUCATION	0	\$0	\$0
TOURISM	37	\$1,508,300	\$3,712,600
<b>SUB-TOTAL</b>	<b>48</b>	<b>\$2,270,700</b>	<b>\$7,335,400</b>

### SUPPLIER ECONOMIC IMPACT

7

\$532,100

\$1,671,800

### INDUCED ECONOMIC IMPACT

11

\$621,800

\$1,799,700

# ECONOMIC IMPACT

## OF THE WINE & GRAPE INDUSTRY



### TIOGA COUNTY, PA

#### TOTAL ECONOMIC IMPACT

**63  
JOBS**

**\$3,623,300  
WAGES**

**\$9,255,700  
OUTPUT**

#### DIRECT ECONOMIC IMPACT

#### JOBS

#### WAGES

#### OUTPUT

WINERIES

0

\$0

\$0

JUICE PRODUCTION

0

\$0

\$0

WINE GRAPE VINEYARDS

0

\$0

\$0

JUICE GRAPE VINEYARDS

0

\$0

\$0

WHOLESALE

0

\$0

\$0

RETAIL

0

\$16,100

\$37,600

RESEARCH & EDUCATION

0

\$0

\$0

TOURISM

36

\$1,489,500

\$3,666,500

**SUB-TOTAL**

**36**

**\$1,505,600**

**\$3,704,100**

#### SUPPLIER ECONOMIC IMPACT

14

\$1,117,700

\$2,906,600

#### INDUCED ECONOMIC IMPACT

13

\$1,000,000

\$2,645,000

# ECONOMIC IMPACT

## OF THE WINE & GRAPE INDUSTRY



**UNION COUNTY, PA**

### TOTAL ECONOMIC IMPACT

**134  
JOBS**

**\$6,888,900  
WAGES**

**\$20,666,800  
OUTPUT**

### DIRECT ECONOMIC IMPACT

**JOBS**

**WAGES**

**OUTPUT**

**WINERIES**

**22**

**\$1,496,800**

**\$7,180,900**

**JUICE PRODUCTION**

**0**

**\$0**

**\$0**

**WINE GRAPE VINEYARDS**

**0**

**\$0**

**\$0**

**JUICE GRAPE VINEYARDS**

**0**

**\$0**

**\$0**

**WHOLESALE**

**0**

**\$0**

**\$0**

**RETAIL**

**1**

**\$24,800**

**\$60,400**

**RESEARCH & EDUCATION**

**0**

**\$0**

**\$0**

**TOURISM**

**83**

**\$3,410,000**

**\$8,393,800**

**SUB-TOTAL**

**106**

**\$4,931,600**

**\$15,635,100**

### SUPPLIER ECONOMIC IMPACT

**11**

**\$903,800**

**\$2,451,800**

### INDUCED ECONOMIC IMPACT

**17**

**\$1,053,500**

**\$2,579,900**

# ECONOMIC IMPACT

## OF THE WINE & GRAPE INDUSTRY



### VENANGO COUNTY, PA

#### TOTAL ECONOMIC IMPACT

**135  
JOBS**

**\$6,842,300  
WAGES**

**\$17,975,200  
OUTPUT**

#### DIRECT ECONOMIC IMPACT

#### JOBS

#### WAGES

#### OUTPUT

WINERIES

0

\$0

\$0

JUICE PRODUCTION

0

\$0

\$0

WINE GRAPE VINEYARDS

0

\$0

\$0

JUICE GRAPE VINEYARDS

0

\$0

\$0

WHOLESALE

0

\$0

\$0

RETAIL

1

\$20,500

\$48,300

RESEARCH & EDUCATION

0

\$0

\$0

TOURISM

96

\$3,944,000

\$9,708,200

**SUB-TOTAL**

**97**

**\$3,964,500**

**\$9,756,500**

#### SUPPLIER ECONOMIC IMPACT

18

\$1,577,700

\$4,920,700

#### INDUCED ECONOMIC IMPACT

20

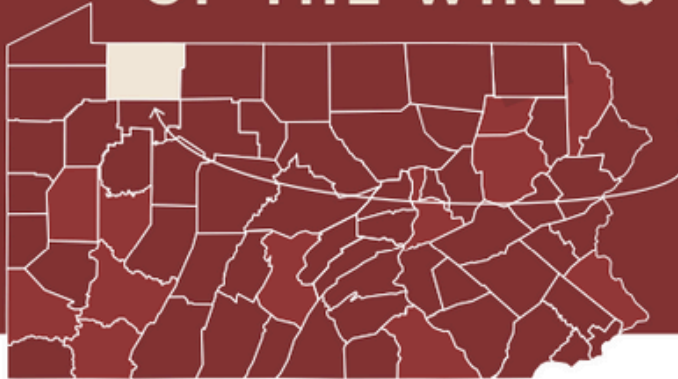
\$1,300,100

\$3,298,000



# ECONOMIC IMPACT

## OF THE WINE & GRAPE INDUSTRY



### WARREN COUNTY, PA

#### TOTAL ECONOMIC IMPACT

**110  
JOBS**

**\$5,379,600  
WAGES**

**\$14,903,500  
OUTPUT**

#### DIRECT ECONOMIC IMPACT

#### JOBS

#### WAGES

#### OUTPUT

WINERIES	6	\$408,200	\$1,958,400
JUICE PRODUCTION	0	\$0	\$0
WINE GRAPE VINEYARDS	0	\$0	\$0
JUICE GRAPE VINEYARDS	0	\$0	\$0
WHOLESALE	0	\$0	\$0
RETAIL	1	\$22,900	\$52,200
RESEARCH & EDUCATION	0	\$0	\$0
TOURISM	67	\$2,726,100	\$6,710,400
<b>SUB-TOTAL</b>	<b>74</b>	<b>\$3,157,200</b>	<b>\$8,721,000</b>

#### SUPPLIER ECONOMIC IMPACT

20

\$1,196,000

\$3,139,600

#### INDUCED ECONOMIC IMPACT

16

\$1,026,400

\$3,042,900

# ECONOMIC IMPACT

## OF THE WINE & GRAPE INDUSTRY



**WASHINGTON COUNTY, PA**

### TOTAL ECONOMIC IMPACT

**274  
JOBS**

**\$16,469,800  
WAGES**

**\$51,801,400  
OUTPUT**

### DIRECT ECONOMIC IMPACT

**JOBS**

**WAGES**

**OUTPUT**

**WINERIES**

**43**

**\$2,925,500**

**\$14,035,500**

**JUICE PRODUCTION**

**0**

**\$0**

**\$0**

**WINE GRAPE VINEYARDS**

**0**

**\$0**

**\$0**

**JUICE GRAPE VINEYARDS**

**0**

**\$0**

**\$0**

**WHOLESALE**

**0**

**\$10,900**

**\$44,900**

**RETAIL**

**3**

**\$113,500**

**\$271,500**

**RESEARCH & EDUCATION**

**0**

**\$0**

**\$0**

**TOURISM**

**79**

**\$3,213,300**

**\$7,909,500**

**SUB-TOTAL**

**125**

**\$6,263,200**

**\$22,261,400**

### SUPPLIER ECONOMIC IMPACT

**64**

**\$4,902,200**

**\$14,895,800**

### INDUCED ECONOMIC IMPACT

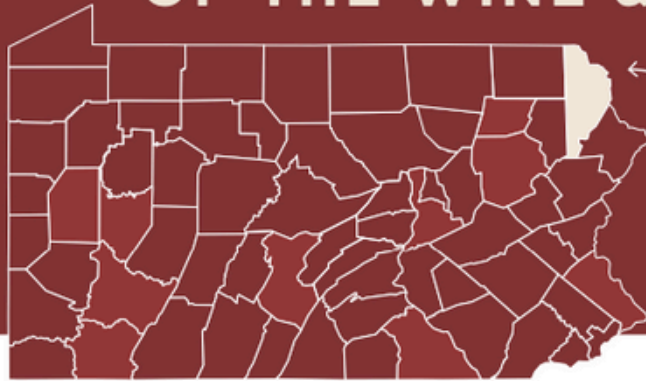
**85**

**\$5,304,400**

**\$14,644,200**

# ECONOMIC IMPACT

## OF THE WINE & GRAPE INDUSTRY



**WAYNE COUNTY, PA**

### TOTAL ECONOMIC IMPACT

**115  
JOBS**

**\$5,770,500  
WAGES**

**\$15,264,800  
OUTPUT**

### DIRECT ECONOMIC IMPACT

**JOBS**

**WAGES**

**OUTPUT**

**WINERIES**

**3**

**\$204,100**

**\$979,200**

**JUICE PRODUCTION**

**0**

**\$0**

**\$0**

**WINE GRAPE VINEYARDS**

**0**

**\$0**

**\$0**

**JUICE GRAPE VINEYARDS**

**0**

**\$0**

**\$0**

**WHOLESALE**

**0**

**\$0**

**\$0**

**RETAIL**

**1**

**\$30,400**

**\$67,600**

**RESEARCH & EDUCATION**

**0**

**\$0**

**\$0**

**TOURISM**

**83**

**\$3,410,000**

**\$8,393,800**

**SUB-TOTAL**

**87**

**\$3,644,500**

**\$9,440,600**

### SUPPLIER ECONOMIC IMPACT

**11**

**\$951,300**

**\$2,936,100**

### INDUCED ECONOMIC IMPACT

**17**

**\$1,174,700**

**\$2,888,100**

# ECONOMIC IMPACT

## OF THE WINE & GRAPE INDUSTRY



**WESTMORELAND COUNTY, PA**

### TOTAL ECONOMIC IMPACT

**374  
JOBS**

**\$21,738,900  
WAGES**

**\$66,027,500  
OUTPUT**

### DIRECT ECONOMIC IMPACT

**JOBS**

**WAGES**

**OUTPUT**

**WINERIES**

**47**

**\$3,197,600**

**\$15,341,100**

**JUICE PRODUCTION**

**0**

**\$0**

**\$0**

**WINE GRAPE VINEYARDS**

**0**

**\$0**

**\$0**

**JUICE GRAPE VINEYARDS**

**0**

**\$0**

**\$0**

**WHOLESALE**

**0**

**\$0**

**\$0**

**RETAIL**

**6**

**\$200,200**

**\$473,600**

**RESEARCH & EDUCATION**

**0**

**\$0**

**\$0**

**TOURISM**

**96**

**\$3,934,600**

**\$9,685,100**

**SUB-TOTAL**

**149**

**\$7,332,400**

**\$25,499,800**

### SUPPLIER ECONOMIC IMPACT

**95**

**\$7,040,600**

**\$20,881,000**

### INDUCED ECONOMIC IMPACT

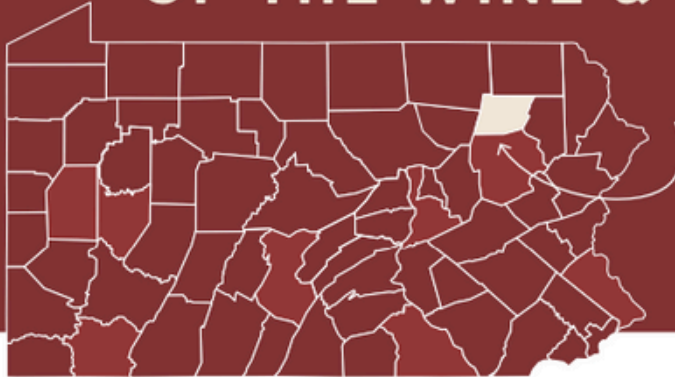
**130**

**\$7,365,900**

**\$19,646,700**

# ECONOMIC IMPACT

## OF THE WINE & GRAPE INDUSTRY



### WYOMING COUNTY, PA

#### TOTAL ECONOMIC IMPACT

**98  
JOBS**

**\$4,657,100  
WAGES**

**\$13,055,900  
OUTPUT**

#### DIRECT ECONOMIC IMPACT

#### JOBS

#### WAGES

#### OUTPUT

WINERIES

7

\$476,200

\$2,284,800

JUICE PRODUCTION

0

\$0

\$0

WINE GRAPE VINEYARDS

0

\$0

\$0

JUICE GRAPE VINEYARDS

0

\$0

\$0

WHOLESALE

0

\$0

\$0

RETAIL

0

\$10,400

\$24,800

RESEARCH & EDUCATION

0

\$0

\$0

TOURISM

68

\$2,791,700

\$6,871,800

**SUB-TOTAL**

**75**

**\$3,278,300**

**\$9,181,400**

#### SUPPLIER ECONOMIC IMPACT

14

\$778,200

\$2,118,700

#### INDUCED ECONOMIC IMPACT

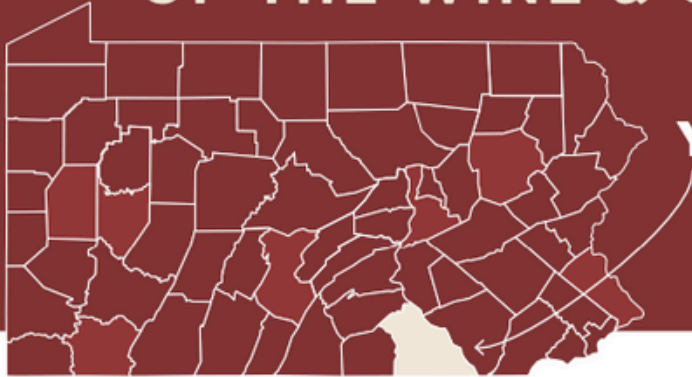
9

\$600,600

\$1,755,800

# ECONOMIC IMPACT

## OF THE WINE & GRAPE INDUSTRY



### YORK COUNTY, PA

#### TOTAL ECONOMIC IMPACT

**590  
JOBS**

**\$33,513,800  
WAGES**

**\$103,581,600  
OUTPUT**

#### DIRECT ECONOMIC IMPACT

#### JOBS

#### WAGES

#### OUTPUT

WINERIES

87

\$5,919,000

\$28,397,400

JUICE PRODUCTION

0

\$0

\$0

WINE GRAPE VINEYARDS

7

\$373,000

\$853,700

JUICE GRAPE VINEYARDS

0

\$0

\$0

WHOLESALE

0

\$0

\$0

RETAIL

5

\$183,800

\$443,600

RESEARCH & EDUCATION

0

\$0

\$0

TOURISM

183

\$7,485,200

\$18,424,800

**SUB-TOTAL**

**282**

**\$13,961,000**

**\$48,119,500**

#### SUPPLIER ECONOMIC IMPACT

152

\$10,153,800

\$30,429,400

#### INDUCED ECONOMIC IMPACT

156

\$9,399,000

\$25,032,700



# Economic Impact

OF THE PENNSYLVANIA  
WINE AND GRAPE  
INDUSTRIES  
2023

*Scan the code  
to review the report*



Prepared for the  
PA Wine Marketing & Research Program  
by John Dunham & Associates

